



# Eulytix Annual Report

## European Parliament 2020-2021

Attila Miklós Kovács PhD and Levente Kocsis

# Eulytix Annual Report

## European Parliament 2020-2021



# Dear Reader,

We started our journey of analysing legislative big-data in the European Parliament last year with the release of our first annual report. Encouraged by its favourable reception and increased interest in our work since its publication, we are now proud to present its successor, the Eulytix Annual Report, European Parliament 2020-2021.

This report serves a threefold purpose and has multiple applications. First, it gives all EU citizens an overview on the legislative activities of the Members of the European Parliament (MEPs). Second, our report helps lobbyist and public affairs companies improve their lobbying and communication strategies by identifying key MEPs in a certain EP Group or policy area. Third, it gives MEPs, national delegations, and EP Groups new avenues to enhance their legislative influence by analysing their legislative performance as well as the performance of their political allies and opponents.

The report is based on the legislative amendments tabled by the MEPs in the various committees during the second year of the current EP term, from June 2020 to August 2021. This report is the product of the analysis of hundreds of thousands of data points on the legislative processes in the EP with the use of techniques from social network analysis.

In this report MEPs are ranked along three principal dimensions: the activity ranking consists of the most active MEPs, the connectivity ranking highlights the most embedded MEPs, and the ideological heterogeneity ranking reveals the capacities of certain MEPs to act as bridges between different segments of the ideological spectrum.

Since last year, we have further developed our methodology, in part responding to feedback from last year. Specifically, the connectivity and ideological heterogeneity rankings have been improved to better reflect the underlying intuitions by the removal of bridging related indicators from connectivity and the inclusion of their generalisations in ideological heterogeneity. In addition to these revisions, we now include a definitive list of top MEPs based on rankings in the three principal domains of investigation – activity, connectivity, and ideological heterogeneity – using the

Kemény-Young method, a type of Condorcet method. The identification of the most impactful MEPs – those who are the most efficient at altering legislative acts by tabling amendments – is also possible. The list of the most impactful MEPs and an analysis of those findings are available on demand.

Like in last year's report, we present the legislative activities of individual MEPs by EP Committee, EP Group and Member State. The report thus contains 5 main chapters. First, we briefly introduce the underlying methodology in Chapter 1. Then, Chapter 2 presents the top 50 MEPs regarding each dimension. The following Chapter 3, 4 and 5 contain the results by EP Committee, EP Group and Member State, respectively.

If you are interested in our work or need more detailed analysis or insights, do not hesitate to contact us. We are happy to provide you with EU-related content or to partake in joint academic research.

We wish you an enjoyable reading.

Attila Kovács, PhD



# Table of contents

<b>1</b>	<b>Data &amp; methodology</b>	<b>6</b>
<b>2</b>	<b>The top 50 MEPs</b>	<b>7</b>
<b>3</b>	<b>Committee profiles</b>	<b>12</b>
<b>4</b>	<b>EP Group profiles</b>	<b>53</b>
<b>5</b>	<b>Member State profiles</b>	<b>68</b>
<b>6</b>	<b>Disclaimer &amp; copyright</b>	<b>123</b>
<b>7</b>	<b>Bibliography</b>	<b>124</b>

# List of abbreviations

AFCO	Committee on Constitutional Affairs
AFET	Committee on Foreign Affairs
AGRI	Committee on Agriculture and Rural Development
BUDG	Committee on Budgets
COD	Co-decision / Ordinary Legislative Procedure
CONT	Committee on Budgetary Control
CULT	Committee on Culture and Education
DEVE	Committee on Development
ECON	Committee on Economic and Monetary Affairs
ECR	European Conservatives and Reformists
EMPL	Committee on Employment and Social Affairs
ENVI	Committee on Environment, Public Health and Food Safety
EP	European Parliament
EPG	Group European Parliamentary political group
EPP	European People's Party
EU	European Union
FEMM	Committee on Women's Rights and Gender Equality
Greens/EFA	Greens - European Free Alliance
GUE/NGL	European United Left - Nordic Green Left
ID	Identity and Democracy
IMCO	Committee on Internal Market and Consumer Protection
INI	Own initiative legislative procedure
INTA	Committee on International Trade
ITRE	Committee on Industry, Research and Energy
JURI	Committee on Legal Affairs
LIBE	Committee on Civil Liberties, Justice and Home Affairs
MEP	Member of the European Parliament
NI	Non-Inscrits (MEP)
NLE	Non-legislative Enactments
PECH	Committee on Fisheries
PETI	Committee on Petitions
RE	Renew Europe
REGI	Committee on Regional Development
RSP	Resolution on topical subjects
S&D	Progressive Alliance of Socialists and Democrats
TRAN	Committee on Transport and Tourism

# 1. Data & methodology

This chapter serves the purpose of elaborating the methodological foundations of the rankings published in this report. First, the input dataset is introduced. Then, we outline the methodological principles of the various rankings: activity, connectivity, and ideological heterogeneity.

Unlike other reports on the European Parliament, this work relies on the cosponsorship network of the Members of the European Parliament using data from the 9th EP term. We use a novel database of amendments tabled in the EP and several other related variables. The amendments in the dataset are extracted from the official documents available in the EP's website. In this report we used 93,517 amendments tabled to 291 legislative dossiers.

We connect MEPs based on their mutual sponsorship of legislative amendments. By construction, the strength of the ties between MEPs depends on the number of total amendments tabled. It is known intuitively that stronger bonds might form during an activity if the number of participants is low, hence we also consider the number of MEPs participating in the tabling of each amendment. The more sponsors an amendment has, the less its contribution to the social ties between the MEPs involved. The result is a network that not only represents the existence of ties between MEPs, but also their strength.

We construct a measure of MEPs' legislative activity based on the number of amendments they tabled in the legislative procedures. As it is highly probable that MEPs distribute the effort while wording cosponsored amendments, we also consider the number of MEPs contributing to each amendment tabled. The result is such a quantity, which captures the legislative activities of MEPs. We then rank MEPs along this dimension, in various thematic sections such as Member States, EP Groups or EP Committees.

The connectivity, the position of the MEPs in the network is also investigated. We employ a multi-dimensional approach to assess MEPs' importance in the legislative arena. The dimensions along which MEPs' "connectedness" is investigated are the number and strength of their connections, the number of MEPs they can reach and the average distance to them and finally, the well-connectedness of their direct partners. A partial ranking along each of these dimensions is created then aggregated using the Kemény-Young method, treating each dimension with equal weight, establishing the conclusive hierarchy of MEPs regarding their well-connectedness.

As the ideological heterogeneity of one's legislative partners is often thought of as a measure of readiness to compromise – an important factor in coalition building – we also investigate the openness of MEPs to form ties with ideologically different partners. The first dimension considered in this regard is the ideological diversity of MEPs' partners measured as the average absolute ideological distance between MEPs and their connections. The ideological distance between MEPs is measured as the distance between them on the plane set by the traditional left-right and pro-EU-anti-EU scales. The ideological features of MEPs are assumed to be the same as their national parties'. These were obtained from the results of the 2019 Chapel Hill Expert Survey. The second dimension incorporates the number of colleagues from other political groups an MEP can reach, and their average distance to them. The last one counts in how many cases does an MEP lie on the shortest path between fellows from their EP group and colleagues from other EP groups. This dimension highlights MEPs that act as bridges to EP groups other than their own. The final ranking of MEPs regarding their ideological heterogeneity is created using the same preference aggregation method as outlined in the case of connectivity.

The final, comprehensive ranking of MEPs is created by taking into account each of the three rankings, namely activity, connectivity and ideological heterogeneity, assigning equal importance to them.

For the rankings of MEPs on Committee level, subnetworks corresponding to the Committee in question are used. The rankings of EP Groups and Member States in Chapters 5 and 6 are established by partial rankings of EP Groups and Member States based on average centralities, aggregated with the Kemény-Young method. For more information on networks, centrality measures and the Kemény-Young method, we refer the Reader to the bibliography in Chapter 7 of this report.

## 2. The top 50 MEPs



# The top 50 MEPs: Overall

Rank	Name	EP Group	Member State
1	Sirpa Pietikäinen	EPP	Finland
2	Dragoș Pîslaru	RE	Romania
3	Marie Toussaint	Greens/EFA	France
4	Manuel Bompard	GUE/NGL	France
5	Olivier Chastel	RE	Belgium
6	Nicolae Ștefănuță	RE	Romania
7	María Soraya Rodríguez Ramos	RE	Spain
8	Maria Grapini	S&D	Romania
9	Klemen Grošelj	RE	Slovenia
10	Michal Wiezik	EPP	Slovakia
11	Martin Hojsik	RE	Slovakia
12	Isabel García Muñoz	S&D	Spain
13	Jonás Fernández	S&D	Spain
14	Frances Fitzgerald	EPP	Ireland
15	Samira Rafaela	RE	Netherlands
16	Pedro Marques	S&D	Portugal
17	Véronique Trillet-Lenoir	RE	France
18	Victor Negrescu	S&D	Romania
19	Marian-Jean Marinescu	EPP	Romania
20	Anja Hazekamp	GUE/NGL	Netherlands
21	Marisa Matias	GUE/NGL	Portugal
22	Elżbieta Katarzyna Łukacijewska	EPP	Poland
23	Silvia Modig	GUE/NGL	Finland
24	Radan Kanev	EPP	Bulgaria
25	Isabel Benjumea Benjumea	EPP	Spain
26	Maria Noichl	S&D	Germany
27	Manon Aubry	GUE/NGL	France
28	Paul Tang	S&D	Netherlands
29	Eero Heinäluoma	S&D	Finland
30	Petros Kokkalis	GUE/NGL	Greece
31	Ádám Kósa	NI	Hungary
32	José Manuel Fernandes	EPP	Portugal
33	Marc Angel	S&D	Luxembourg
34	Agnes Jongerius	S&D	Netherlands
35	Nikolaj Villumsen	GUE/NGL	Denmark
36	Jordi Cañas	RE	Spain
37	Miriam Lexmann	EPP	Slovakia
38	Milan Brglez	S&D	Slovenia
39	Manuel Pizarro	S&D	Portugal
40	Mick Wallace	GUE/NGL	Ireland
41	Isabel Carvalhais	S&D	Portugal
42	Catherine Chabaud	RE	France
43	Markus Ferber	EPP	Germany
44	Dimitrios Papadimoulis	GUE/NGL	Greece
45	Petras Auštrevičius	RE	Lithuania
46	Lina Gálvez Muñoz	S&D	Spain
47	Maria-Manuel Leitão-Marques	S&D	Portugal
48	Hilde Vautmans	RE	Belgium
49	Clare Daly	GUE/NGL	Ireland
50	Emmanuel Maurel	GUE/NGL	France



# The top 50 MEPs: Activity

Rank	Name	EP Group	Member State
1	Margarita de la Pisa Carrión	ECR	Spain
2	Sirpa Pietikäinen	EPP	Finland
3	Viola von Cramon-Taubadel	Greens/EFA	Germany
4	Markus Ferber	EPP	Germany
5	Marie Toussaint	Greens/EFA	France
6	Marisa Matias	GUE/NGL	Portugal
7	Clare Daly	GUE/NGL	Ireland
8	Antoni Comin i Oliveres	NI	Spain
9	Manuel Bompard	GUE/NGL	France
10	Maria Grapini	S&D	Romania
11	Nicolae Ștefănuță	RE	Romania
12	Anne-Sophie Pelletier	GUE/NGL	France
13	Michal Wiezik	EPP	Slovakia
14	Isabel García Muñoz	S&D	Spain
15	Jutta Paulus	Greens/EFA	Germany
16	Miriam Lexmann	EPP	Slovakia
17	Victor Negrescu	S&D	Romania
18	Emmanuel Maurel	GUE/NGL	France
19	Mikuláš Peksa	Greens/EFA	Czechia
20	Manon Aubry	GUE/NGL	France
21	Tilly Metz	Greens/EFA	Luxembourg
22	Fabio Massimo Castaldo	NI	Italy
23	Damian Boeselager	Greens/EFA	Germany
24	Dimitrios Papadimoulis	GUE/NGL	Greece
25	Jorge Buxadé Villalba	ECR	Spain
26	Daniel Buda	EPP	Romania
27	Patrick Breyer	Greens/EFA	Germany
28	Kira Marie Peter-Hansen	Greens/EFA	Denmark
29	Carles Puigdemont i Casamajó	NI	Spain
30	Olivier Chastel	RE	Belgium
31	Kosma Złotowski	ECR	Poland
32	Petros Kokkalis	GUE/NGL	Greece
33	Jordi Cañas	RE	Spain
34	Gunnar Beck	ID	Germany
35	Eva Kaili	S&D	Greece
36	Željana Zovko	EPP	Croatia
37	Kateřina Konečná	GUE/NGL	Czechia
38	Anna Zalewska	ECR	Poland
39	Anne Sander	EPP	France
40	Marian-Jean Marinescu	EPP	Romania
41	Pietro Ficocchi	ECR	Italy
42	Danilo Oscar Lancini	ID	Italy
43	Mick Wallace	GUE/NGL	Ireland
44	Emmanouil Fragkos	ECR	Greece
45	Sara Cerdas	S&D	Portugal
46	Frances Fitzgerald	EPP	Ireland
47	Saskia Bricmont	Greens/EFA	Belgium
48	Anja Hazekamp	GUE/NGL	Netherlands
49	Sven Giegold	Greens/EFA	Germany
50	Hermann Tertsch	ECR	Spain

# The top 50 MEPs: Connectivity

Rank	Name	EP Group	Member State
1	Lina Gálvez Muñoz	S&D	Spain
2	Maria-Manuel Leitão-Marques	S&D	Portugal
3	Olivier Chastel	RE	Belgium
4	Marc Angel	S&D	Luxembourg
5	Hilde Vautmans	RE	Belgium
6	Dragoș Pîslaru	RE	Romania
7	Nicolae Ștefănuță	RE	Romania
8	Milan Brglez	S&D	Slovenia
9	María Soraya Rodríguez Ramos	RE	Spain
10	Alicia Homs Ginel	S&D	Spain
11	Manuel Pizarro	S&D	Portugal
12	Brando Benifei	S&D	Italy
13	Maria Grapini	S&D	Romania
14	Estrella Durá Ferrandis	S&D	Spain
15	Véronique Trillet-Lenoir	RE	France
16	Klemen Grošelj	RE	Slovenia
17	Martin Hojsik	RE	Slovakia
18	Samira Rafaela	RE	Netherlands
19	Vilija Blinkevičiūtė	S&D	Lithuania
20	Elisabetta Gualmini	S&D	Italy
21	Gabriele Bischoff	S&D	Germany
22	Agnes Jongerius	S&D	Netherlands
23	Nicolás González Casares	S&D	Spain
24	Carlos Zorrinho	S&D	Portugal
25	Ivo Hristov	S&D	Bulgaria
26	Johan Danielsson	S&D	Sweden
27	Łukasz Kohut	S&D	Poland
28	Petras Auštrevičius	RE	Lithuania
29	Rovana Plumb	S&D	Romania
30	Sara Cerdas	S&D	Portugal
31	Maria Noichl	S&D	Germany
32	Susana Solís Pérez	RE	Spain
33	Irène Tolleret	RE	France
34	Frédérique Ries	RE	Belgium
35	Robert Hajšel	S&D	Slovakia
36	Jan-Christoph Oetjen	RE	Germany
37	Marianne Vind	S&D	Denmark
38	Isabel Carvalhais	S&D	Portugal
39	Pina Picierno	S&D	Italy
40	Isabel García Muñoz	S&D	Spain
41	Manuel Bompard	GUE/NGL	France
42	Alex Agius Saliba	S&D	Malta
43	Heléne Fritzon	S&D	Sweden
44	Adriana Maldonado López	S&D	Spain
45	Andreas Schieder	S&D	Austria
46	Pedro Marques	S&D	Portugal
47	Karen Melchior	RE	Denmark
48	Ramona Strugariu	RE	Romania
49	Michal Šimečka	RE	Slovakia
50	Josianne Cutajar	S&D	Malta



# The top 50 MEPs: Heterogeneity

Rank	Name	EP Group	Member State
1	Eider Gardiazabal Rubial	S&D	Spain
2	Sirpa Pietikäinen	EPP	Finland
3	Dragoș Pîslaru	RE	Romania
4	Klemen Grošelj	RE	Slovenia
5	Siegfried Mureșan	EPP	Romania
6	Michal Wiezik	EPP	Slovakia
7	Dennis Radtke	EPP	Germany
8	Jonás Fernández	S&D	Spain
9	Martin Hojsik	RE	Slovakia
10	Costas Mavrides	S&D	Cyprus
11	Cindy Franssen	EPP	Belgium
12	Frances Fitzgerald	EPP	Ireland
13	Pedro Marques	S&D	Portugal
14	Silvia Modig	GUE/NGL	Finland
15	Marie Toussaint	Greens/EFA	France
16	Manuel Bompard	GUE/NGL	France
17	Radan Kanev	EPP	Bulgaria
18	Bernard Guetta	RE	France
19	Samira Rafaela	RE	Netherlands
20	Véronique Trillet-Lenoir	RE	France
21	Elżbieta Katarzyna Łukacijewska	EPP	Poland
22	Isabel Benjumea Benjumea	EPP	Spain
23	Maria Noichl	S&D	Germany
24	Olivier Chastel	RE	Belgium
25	Nicolae Ștefănuță	RE	Romania
26	Manon Aubry	GUE/NGL	France
27	José Manuel Fernandes	EPP	Portugal
28	Paul Tang	S&D	Netherlands
29	Katrin Langensiepen	Greens/EFA	Germany
30	Victor Negrescu	S&D	Romania
31	María Soraya Rodríguez Ramos	RE	Spain
32	Eero Heinäluoma	S&D	Finland
33	Lidia Pereira	EPP	Portugal
34	Markus Pieper	EPP	Germany
35	Petros Kokkalis	GUE/NGL	Greece
36	Ádám Kósa	NI	Hungary
37	Anja Hazekamp	GUE/NGL	Netherlands
38	Ilana Cicurel	RE	France
39	Atidzhe Alieva-Veli	RE	Bulgaria
40	Marian-Jean Marinescu	EPP	Romania
41	Agnes Jongerius	S&D	Netherlands
42	Lucia Ďuriš Nicholsonová	ECR	Slovakia
43	Tomáš Zdechovský	EPP	Czechia
44	Marc Angel	S&D	Luxembourg
45	Nikolaj Villumsen	GUE/NGL	Denmark
46	Jordi Cañas	RE	Spain
47	Andrius Kubilius	EPP	Lithuania
48	Miriam Lexmann	EPP	Slovakia
49	Milan Brglez	S&D	Slovenia
50	Maria da Graça Carvalho	EPP	Portugal

# 3. Committee profiles




# AFCO

## Constitutional affairs






### ACTIVITY

1		Daniel Freund Greens/EFA
2		Leila Chaibi GUE/NGL
3		Fabio Massimo Castaldo NI
4		Domènec Ruiz Devesa S&D
5		Pascal Durand RE

### CONNECTIVITY

1		Paulo Rangel EPP
2		Loránt Vincze EPP
3		László Trócsányi NI
4		Rainer Wieland EPP
5		Vladimír Bilčík EPP

### HETEROGENEITY

1		Helmut Scholz GUE/NGL
2		Paulo Rangel EPP
3		László Trócsányi NI
4		Jorge Buxadé Villalba ECR
5		Angel Dzhambazki ECR

## Key Findings

In the second year of the 9th EP term 71 distinct MEPs from 16 Member States tabled 763 amendments in the Constitutional Affairs (AFCO) Committee. Out of these, 371 were cosponsored by two or more MEPs.

AFCO Committee MEPs tabled most of their amendments to INI procedures (608), followed by REG (45).

The most amended dossier was "Strengthening transparency and integrity in the EU institutions by setting up an independent EU ethics body", followed by "Citizens' dialogues and Citizens' participation in the EU decision-making".

The EP Group affiliations had comparatively moderate influence on the

cosponsoring behavior of MEPs. The AFCO takes the 14th position in the Committee ranking regarding the influence of group affiliation on cosponsoring behavior.

The most active MEP of the Committee was Daniel Freund (Greens/EFA), who cosponsored 70 amendments with 9 distinct cosponsors.

The most connected MEP of the Committee was Paulo Rangel (EPP), who cosponsored 118 amendments with 19 partners.

Helmut Scholz (GUE/NGL) had the most diverse set of cosponsoring partnerships, sponsoring 74 amendments with 18 distinct partners from 6 EP Groups.

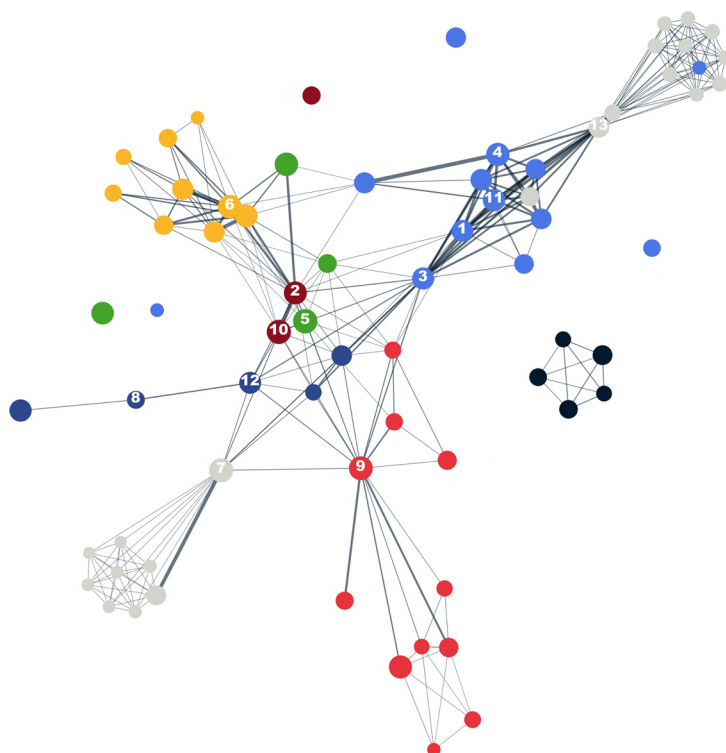
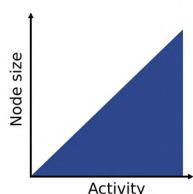
The most active coordinator was Domènec Ruiz Devesa (S&D), the most connected was Pascal Durand (RE), while the most ideologically heterogeneous was Geert Bourgeois (ECR).



## Overview



- 1 Rainer Wieland
- 2 Helmut Scholz
- 3 Paulo Rangel
- 4 Loránt Vincze
- 5 Daniel Freund
- 6 Pascal Durand
- 7 Fabio Massimo Castaldo
- 8 Angel Dzhambazki
- 9 Domènec Ruiz Devesa
- 10 Leila Chaibi
- 11 Vladimír Bilčík
- 12 Jorge Buxadé Villalba
- 13 László Trócsányi



## Strongest cosponsoring relations amongst committee members

MEPs			MEPs		
1.	Pascal Durand	RE	Sandro Gozi	RE	
2.	Seán Kelly	EPP	Loránt Vincze	EPP	
3.	Sven Simon	EPP	Vladimír Bilčík	EPP	
4.	Pascal Durand	RE	Alin Mituța	RE	
5.	Helmut Scholz	GUE/NGL	Leila Chaibi	GUE/NGL	

## Most amended dossiers

Procedure	Title		Number of amendments
1. 2020/2133 (INI)	Strengthening transparency and integrity in the EU institutions by setting up an independent EU ethics body		206
2. 2020/2201 (INI)	Citizens' dialogues and Citizens' participation in the EU decision-making		145
3. 2020/2075 (INI)	The review of the macroeconomic legislative framework for a better impact on Europe's real economy and improved transparency of decision-making and democratic accountability		64
4. 2021/2025 (INI)	The Commission's 2020 Rule of law report		61
5. 2020/2272 (ACI)	Interinstitutional Agreement between the European Parliament, the Council of the European Union and the European Commission on a mandatory transparency register		61






## Coordinator rankings

Activity			Connectivity		Heterogeneity			
1.	Domènec Ruiz Devesa	S&D	1.	Pascal Durand	RE	1.	Geert Bourgeois	ECR
2.	Pascal Durand	RE	2.	Domènec Ruiz Devesa	S&D	2.	Domènec Ruiz Devesa	S&D
3.	Damian Boeselager	Greens/EFA	3.	Geert Bourgeois	ECR	3.	Pascal Durand	RE






# AFET

Foreign affairs





## ACTIVITY

- 1  Fabio Massimo Castaldo  
NI
- 2  Željana Zovko  
EPP
- 3  Viola von Cramon-Taubadel  
Greens/EFA
- 4  Nicolae Ștefănuță  
RE
- 5  Petras Auštrevičius  
RE

## CONNECTIVITY

- 1  Petras Auštrevičius  
RE
- 2  Klemen Grošelj  
RE
- 3  Nathalie Loiseau  
RE
- 4  Javier Nart  
RE
- 5  Nicolae Ștefănuță  
RE

## HETEROGENEITY

- 1  Andrius Kubilius  
EPP
- 2  Klemen Grošelj  
RE
- 3  Bernard Guetta  
RE
- 4  Anna Fotyga  
ECR
- 5  Miriam Lexmann  
EPP

## Key Findings

In the second year of the 9th EP term 232 distinct MEPs from 26 Member States tabled 10,875 amendments in the Foreign Affairs (AFET) Committee. Out of these, 5,135 were cosponsored by two or more MEPs.

AFET Committee MEPs tabled most of their amendments to INI procedures (10,276), followed by INL (255).

The most amended dossier was "Report on the 2019-2020 Commission Reports on Turkey", followed by "Human Rights and Democracy in the World 2019 and the European Union's policy on the matter".

The EP Group affiliations had comparatively moderate influence on the cosponsoring behavior of MEPs. The AFET takes the 12th position in the Committee ranking regarding the influence of group affiliation on cosponsoring behavior.

The most active MEP of the Committee was Fabio Massimo Castaldo (NI), who cosponsored 357 amendments with 28 distinct cosponsors.


The most connected MEP of the Committee was Petras Auštrevičius (RE), who cosponsored 1074 amendments with 67 partners.

Andrius Kubilius (EPP) had the most diverse set of cosponsoring partnerships, sponsoring 225 amendments with 19 distinct partners from 4 EP Groups.

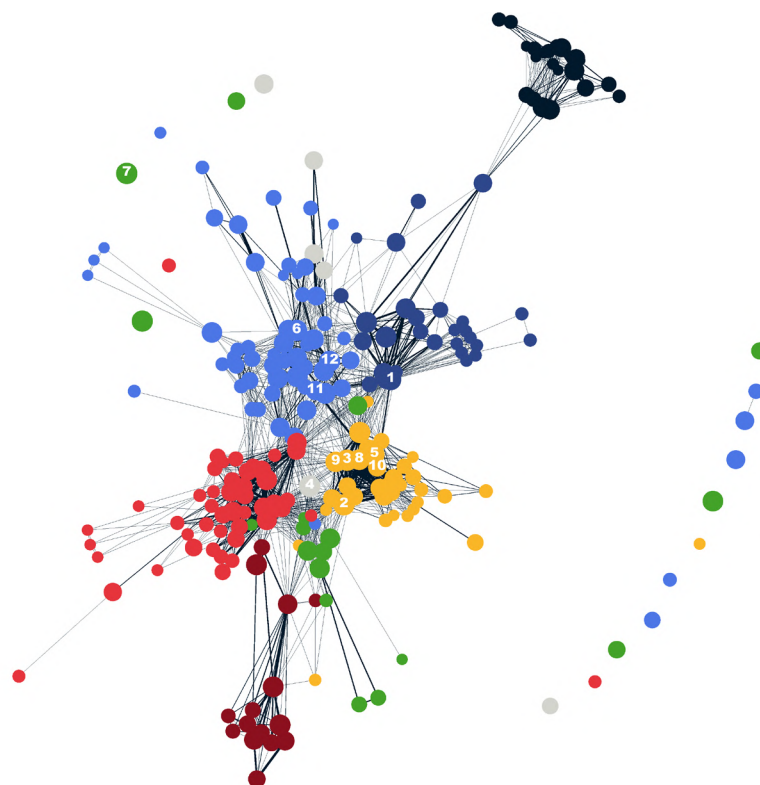
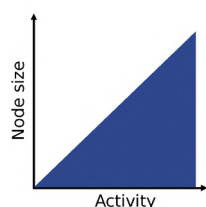
The most active and ideologically most heterogeneous coordinator was Anna Fotyga (ECR), while the most connected was Hilde Vautmans (RE).

## Overview

### LEGEND



- 1 Anna Fotyga
- 2 Nicolae Ștefănuță
- 3 Petras Auštrevičius
- 4 Fabio Massimo Castaldo
- 5 Javier Nart
- 6 Željana Zovko
- 7 Viola von Cramon-Taubadel
- 8 Klemen Grošelj
- 9 Nathalie Loiseau
- 10 Bernard Guetta
- 11 Andrius Kubilius
- 12 Miriam Lexmann



## Strongest cosponsoring relations amongst committee members

MEPs			MEPs		
1.	Jérôme Rivière	ID	Thierry Mariani	ID	
2.	Petras Auštrevičius	RE	Klemen Grošelj	RE	
3.	Mick Wallace	GUE/NGL	Manu Pineda	GUE/NGL	
4.	Petras Auštrevičius	RE	Javier Nart	RE	
5.	Harald Vilimsky	ID	Bernhard Zimniok	ID	

## Most amended dossiers

Procedure	Title	Number of amendments
1. 2019/2176 (INI)	Report on the 2019-2020 Commission Reports on Turkey	708
2. 2020/2208 (INI)	Human Rights and Democracy in the World 2019 and the European Union's policy on the matter - annual report 2019	598
3. 2020/2111 (INI)	Foreign policy consequences of the COVID-19 outbreak	585
4. 2021/2042 (INI)	Direction of EU-Russia political relations	515
5. 2021/2037 (INI)	A new EU-China strategy	502






## Coordinator rankings

Activity		Connectivity		Heterogeneity	
1.	Anna Fotyga	ECR	1. Hilde Vautmans	RE	1. Anna Fotyga
2.	Reinhard Bütikofer	Greens/EFA	2. Anna Fotyga	ECR	2. Michael Gahler
3.	Michael Gahler	EPP	3. Tonino Picula	S&D	3. Hilde Vautmans

# AGRI

Agriculture and rural development

## ACTIVITY

- 1  Michal Wiezik  
EPP
- 2  Anne Sander  
EPP
- 3  Daniel Buda  
EPP
- 4  Mazaly Aguilar  
ECR
- 5  Emmanouil Fragkos  
ECR

## CONNECTIVITY

- 1  Paolo De Castro  
S&D
- 2  Carmen Avram  
S&D
- 3  Juozas Olekas  
S&D
- 4  Ivo Hristov  
S&D
- 5  Pina Picierno  
S&D

## HETEROGENEITY

- 1  Michal Wiezik  
EPP
- 2  Maria Noichl  
S&D
- 3  Marisa Matias  
GUE/NGL
- 4  Eleonora Evi  
NI
- 5  Petri Sarvamaa  
EPP

## Key Findings

In the second year of the 9th EP term 104 distinct MEPs from 24 Member States tabled 2,243 amendments in the Agriculture and Rural Development (AGRI) Committee. Out of these, 799 were cosponsored by two or more MEPs.

AGRI Committee MEPs tabled most of their amendments to INI procedures (1,472), followed by COD (372).

The most amended dossier was "EU Biodiversity Strategy for 2030: Bringing nature back into our lives", followed by "European Citizens' Initiative 'End the cage age'".

The EP Group affiliations had comparatively moderate influence on the cosponsoring behavior of MEPs. The AGRI takes the 10th position in the Committee ranking regarding the influence of group affiliation on cosponsoring behavior.

The most active MEP of the Committee was Michal Wiezik (EPP), who cosponsored 181 amendments with 9 distinct cosponsors.

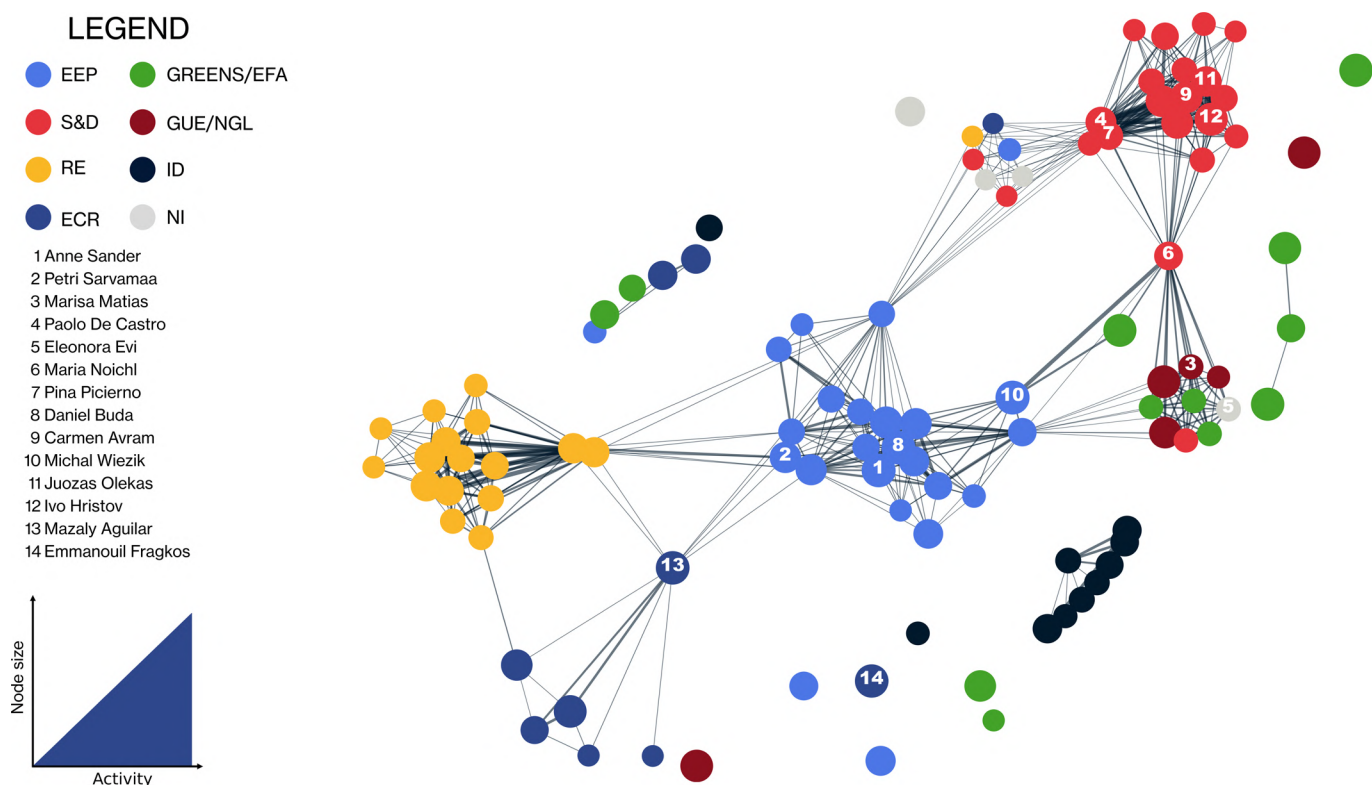
The most connected MEP of the Committee was Paolo De Castro (S&D), who cosponsored 206 amendments with 25 partners.

Michal Wiezik (EPP) had the most diverse set of cosponsoring partnerships, sponsoring 181 amendments with 9 distinct partners from 3 EP Groups.

The most active and most connected coordinator was Paolo De Castro (S&D), while the most ideologically heterogeneous was Herbert Dorfmann (EPP).



## Overview



## Strongest cosponsoring relations amongst committee members

MEPs			MEPs		
1.	Juozas Olekas	S&D	Paolo De Castro	S&D	
2.	Paolo De Castro	S&D	Carmen Avram	S&D	
3.	Ivo Hristov	S&D	Paolo De Castro	S&D	
4.	Paolo De Castro	S&D	Clara Aguilera	S&D	
5.	Carmen Avram	S&D	Juozas Olekas	S&D	

## Most amended dossiers

Procedure	Title	Number of amendments
1. 2020/2273 (INI)	EU Biodiversity Strategy for 2030: Bringing nature back into our lives	334
2. 2021/2633(RSP)	European Citizens' Initiative "End the cage age"	216
3. 2021/0020 (COD)	Statistics on agricultural input and output	188
4. 2021/2006 (INI)	An EU strategy to reduce methane emissions	187
5. 2020/0300 (COD)	General Union Environment Action Programme to 2030	163

## Coordinator rankings

Activity		Connectivity		Heterogeneity	
1.	Paolo De Castro S&D	1.	Paolo De Castro S&D	1.	Herbert Dorfmann EPP
2.	Ulrike Müller RE	2.	Ulrike Müller RE	2.	Ulrike Müller RE
3.	Zbigniew Kuźmiuk ECR	3.	Herbert Dorfmann EPP	3.	Paolo De Castro S&D

# BUDG

## Budgets





### ACTIVITY

- 1  Dimitrios Papadimoulis  
GUE/NGL
- 2  Victor Negrescu  
S&D
- 3  Hélène Laporte  
ID
- 4  Joachim Kuhs  
ID
- 5  Lucia Ďuriš Nicholsonová  
ECR

### CONNECTIVITY

- 1  Olivier Chastel  
RE
- 2  Nicolae Ștefănuță  
RE
- 3  Valérie Hayer  
RE
- 4  Joachim Kuhs  
ID
- 5  Nils Torvalds  
RE

### HETEROGENEITY

- 1  José Manuel Fernandes  
EPP
- 2  Irene Tinagli  
S&D
- 3  Valérie Hayer  
RE
- 4  Olivier Chastel  
RE
- 5  Moritz Körner  
RE

## Key Findings

In the second year of the 9th EP term 122 distinct MEPs from 24 Member States tabled 2,679 amendments in the Budgets (BUDG) Committee. Out of these, 1,388 were cosponsored by two or more MEPs.

BUDG Committee MEPs tabled most of their amendments to COD procedures (1,424), followed by INI (465).

The most amended dossier was "Establishing the Invest EU Programme", followed by "Guidelines for the 2022 Budget - Section III".

The EP Group affiliations had comparatively low influence on the cosponsoring behavior of MEPs. The BUDG takes the 16th position in the Committee ranking regarding the influence of group affiliation on cosponsoring behavior.

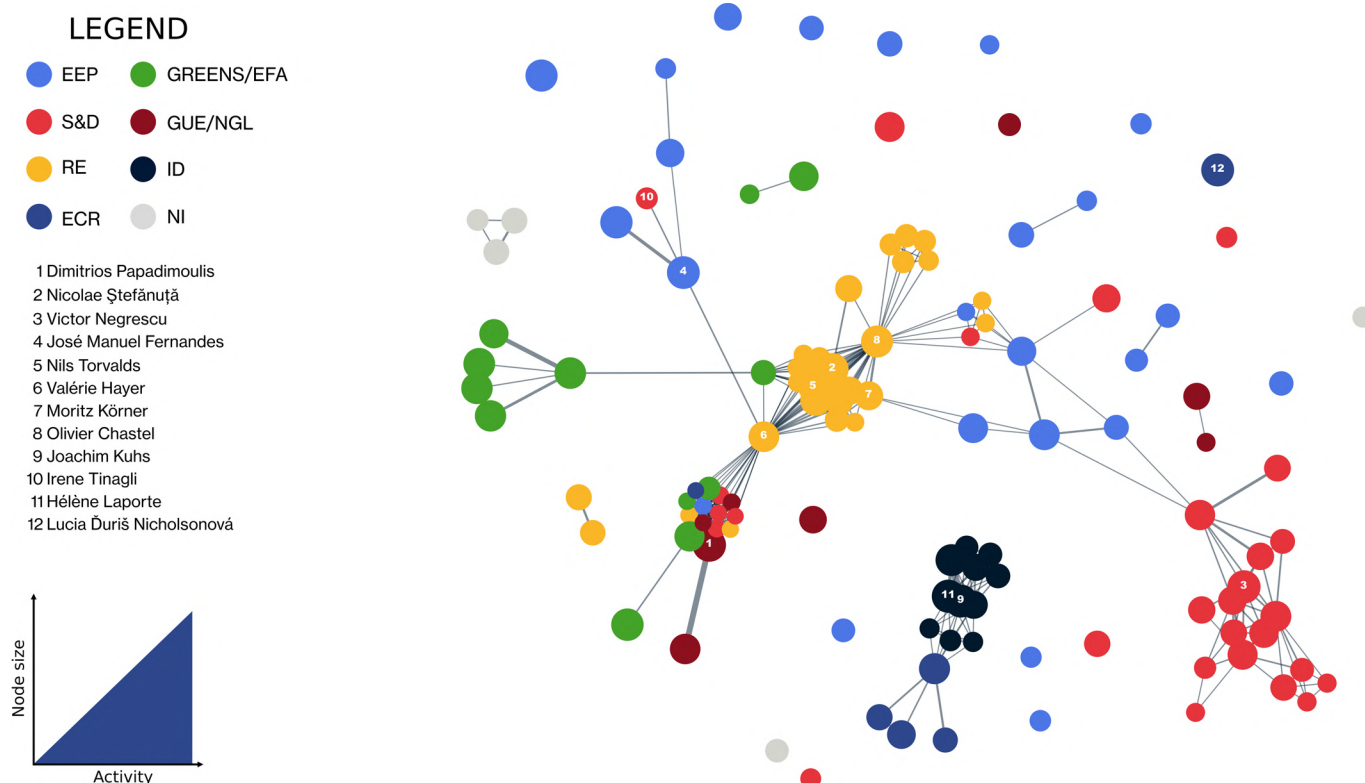
The most active MEP of the Committee was Dimitrios Papadimoulis (GUE/NGL), who cosponsored 225 amendments with 15 distinct cosponsors.

The most connected MEP of the Committee was Olivier Chastel (RE), who cosponsored 288 amendments with 27 partners.

José Manuel Fernandes (EPP) had the most diverse set of cosponsoring partnerships, sponsoring 115 amendments with 4 distinct partners from 3 EP Groups.

The most active coordinator was Dimitrios Papadimoulis (GUE/NGL), the most connected was Valérie Hayer (RE), while the most ideologically heterogeneous was José Manuel Fernandes (EPP).

## Overview



## Strongest cosponsoring relations amongst committee members

MEPs		MEPs	
1.	Joachim Kuhs	ID	Hélène Laporte
2.	Monika Vana	Greens/EFA	Kira Marie Peter-Hansen
3.	Gunnar Beck	ID	Joachim Kuhs
4.	Dimitrios Papadimoulis	GUE/NGL	Petros Kokkalis
5.	Nicolae Ștefănuță	RE	Olivier Chastel
			RE

## Most amended dossiers

Procedure	Title	Number of amendments
1. 2020/0108 (COD)	Establishing the InvestEU Programme	557
2. 2020/2265 (BUI)	Guidelines for the 2022 Budget - Section III	380
3. 2020/0103 (COD)	Establishing a Technical Support Instrument	330
4. 2020/0100 (COD)	Public sector loan facility under the Just Transition Mechanism	267
5. 2020/0380 (COD)	Establishing the Brexit Adjustment Reserve	206

## Coordinator rankings

Activity		Connectivity		Heterogeneity	
1.	Dimitrios Papadimoulis	GUE/NGL	1. Valérie Hayer	RE	1. José Manuel Fernandes
2.	Hélène Laporte	ID	2. Hélène Laporte	ID	2. Valérie Hayer
3.	José Manuel Fernandes	EPP	3. Dimitrios Papadimoulis	GUE/NGL	3. Eider Gardiazabal Rubial

# CONT

## Budgetary control

### ACTIVITY

- 1  Isabel García Muñoz  
S&D
- 2  Luke Ming Flanagan  
GUE/NGL
- 3  Mikuláš Peksa  
Greens/EFA
- 4  Viola von Cramon-Taubadel  
Greens/EFA
- 5  Monika Hohlmeier  
EPP

### CONNECTIVITY

- 1  Ramona Strugariu  
RE
- 2  Olivier Chastel  
RE
- 3  Katalin Cseh  
RE
- 4  Alin Mituța  
RE
- 5  Isabel García Muñoz  
S&D

### HETEROGENEITY

- 1  Luke Ming Flanagan  
GUE/NGL
- 2  Ádám Kósa  
NI
- 3  Tomáš Zdechovský  
EPP
- 4  Katalin Cseh  
RE
- 5  Mikuláš Peksa  
Greens/EFA

## Key Findings

In the second year of the 9th EP term 72 distinct MEPs from 21 Member States tabled 3,166 amendments in the Budgetary Control (CONT) Committee. Out of these, 1,514 were cosponsored by two or more MEPs.

CONT Committee MEPs tabled most of their amendments to DEC procedures (2,474), followed by INI (446).

The most amended dossier was "2019 discharge: General budget of the EU", followed by "Recovery and Resilience Facility".

The EP Group affiliations had comparatively low influence on the co-

sponsoring behavior of MEPs. The CONT takes the 18th position in the Committee ranking regarding the influence of group affiliation on cosponsoring behavior.

The most active MEP of the Committee was Isabel García Muñoz (S&D), who cosponsored 600 amendments with 31 distinct cosponsors.

The most connected MEP of the Committee was Ramona Strugariu (RE), who cosponsored 527 amendments with 16 partners.

Luke Ming Flanagan (GUE/NGL) had the most diverse set of cosponsoring partnerships, sponsoring 218 amendments with 4 distinct partners from 4 EP Groups.

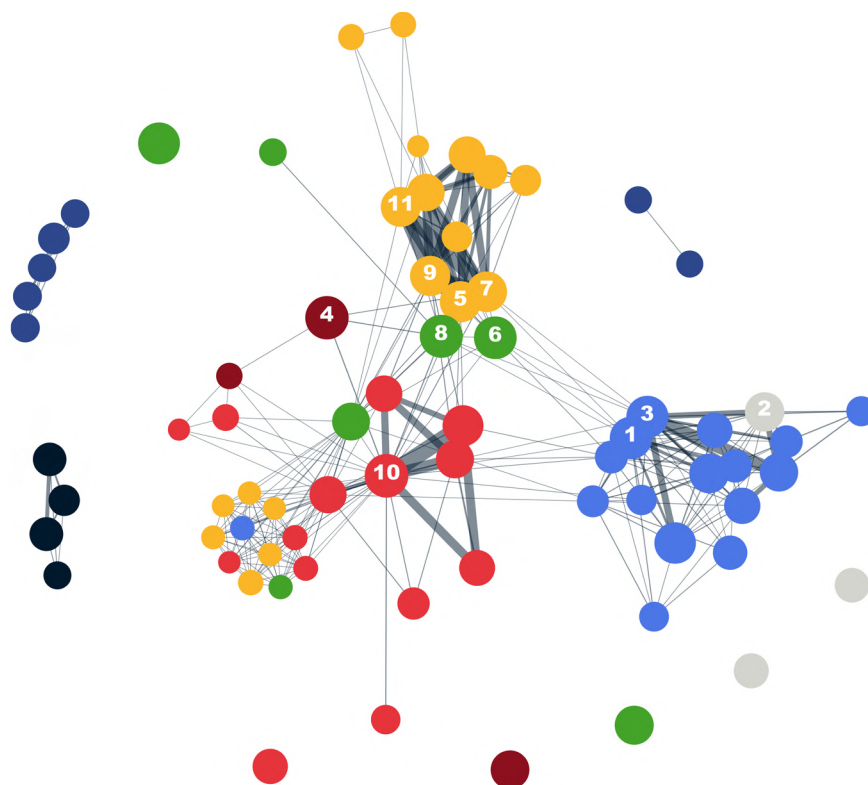
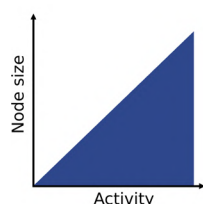
The most active coordinator was Mikuláš Peksa (Greens/EFA), the most connected was Olivier Chastel (RE) and the most heterogeneous coordinator was Tomáš Zdechovský (EPP).

## Overview

### LEGEND



- 1 Monika Hohlmeier
- 2 Ádám Kósa
- 3 Tomáš Zdechovský
- 4 Luke Ming Flanagan
- 5 Ramona Strugariu
- 6 Viola von Cramon-Taubadel
- 7 Olivier Chastel
- 8 Mikuláš Peksa
- 9 Katalin Cseh
- 10 Isabel García Muñoz
- 11 Alin Mituța



## Strongest cosponsoring relations amongst committee members

MEPs			MEPs		
1.	Isabel García Muñoz	S&D	Tsvetelina Penkova	S&D	
2.	Ramona Strugariu	RE	Olivier Chastel	RE	
3.	Olivier Chastel	RE	Alin Mituța	RE	
4.	Alin Mituța	RE	Ramona Strugariu	RE	
5.	Ramona Strugariu	RE	Katalin Cseh	RE	

## Most amended dossiers

Procedure	Title	Number of amendments
1. 2020/2140 (DEC)	2019 discharge: General budget of the EU - European Commission	840
2. 2020/0104 (COD)	Recovery and Resilience Facility	246
3. 2020/2141 (DEC)	2019 discharge: General budget of the EU	217
4. 2020/2246 (INI)	Protection of the EU's financial interests - combatting fraud	132
5. 2020/2245 (INI)	Control of the financial activities of the European Investment Bank - annual report 2019	115

## Coordinator rankings

Activity			Connectivity			Heterogeneity		
1.	Mikuláš Peksa	Greens/EFA	1.	Olivier Chastel	RE	1.	Tomáš Zdechovský	EPP
2.	Tomáš Zdechovský	EPP	2.	Tomáš Zdechovský	EPP	2.	Mikuláš Peksa	Greens/EFA
3.	Olivier Chastel	RE	3.	Claudiu Manda	S&D	3.	Olivier Chastel	RE



# CULT

Culture and education

## ACTIVITY

- 1  Dace Melbārde  
ECR
- 2  Victor Negrescu  
S&D
- 3  Niklas Nienass  
Greens/EFA
- 4  Petra Kammerevert  
S&D
- 5  Alexis Georgoulis  
GUE/NGL

## CONNECTIVITY

- 1  Ilana Cicurel  
RE
- 2  Fernando Barrena Arza  
GUE/NGL
- 3  Radka Maxová  
RE
- 4  Salima Yenbou  
Greens/EFA
- 5  Isabel Benjumea Benjumea  
EPP

## HETEROGENEITY

- 1  Andrea Bocskor  
NI
- 2  Diana Riba i Giner  
Greens/EFA
- 3  Dace Melbārde  
ECR
- 4  Andrey Slabakov  
ECR
- 5  Tomasz Frankowski  
EPP

## Key Findings

In the second year of the 9th EP term 62 distinct MEPs from 23 Member States tabled 2,220 amendments in the Culture and Education (CULT) Committee. Out of these, 1,175 were cosponsored by two or more MEPs.

CULT Committee MEPs tabled most of their amendments to INI procedures (1,678) followed by RSP (215).

The most amended dossier was "Europe's Media in the Digital Decade", followed by "The situation of artists and the cultural recovery in the EU".

The EP Group affiliations had comparatively low influence on the co-

sponsoring behavior of MEPs. The CULT takes 17th position in the Committee ranking regarding the influence of group affiliation on co-sponsoring behavior.

The most active MEP of the Committee was Dace Melbārde (ECR), who cosponsored 249 amendments with 15 distinct cosponsors.

The most connected MEP of the Committee was Ilana Cicurel (RE), who cosponsored 192 amendments with 17 partners.

Andrea Bocskor (NI) had the most diverse set of cosponsoring partnerships, sponsoring 64 amendments with 15 distinct partners.

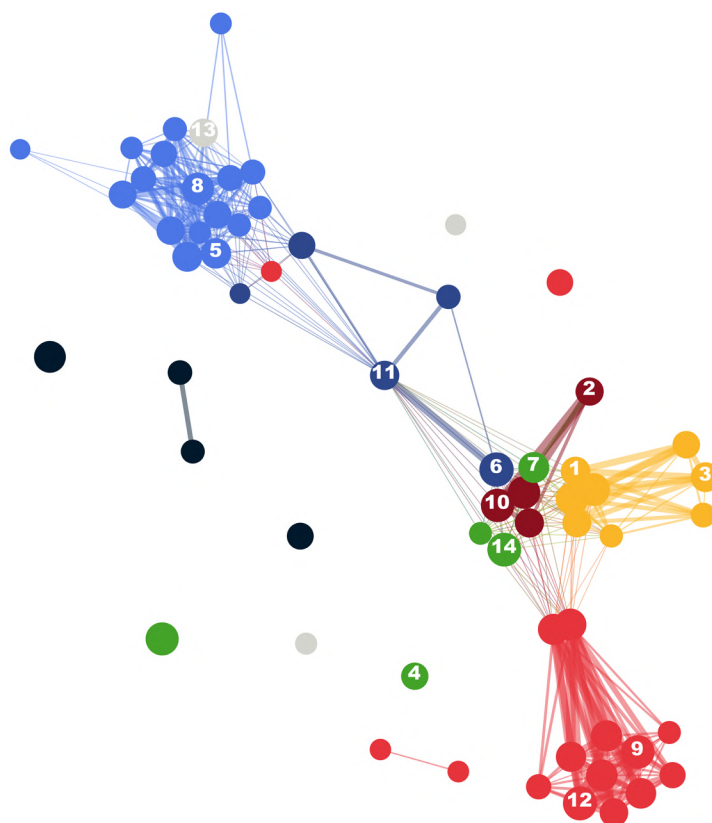
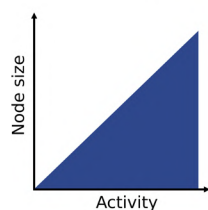
The most active and the most ideologically heterogeneous coordinator was Dace Melbārde (ECR), while the most connected was Salima Yenbou (Greens/EFA).

## Overview

### LEGEND



- 1 Ilana Cicurel
- 2 Pernando Barrena Arza
- 3 Radka Maxová
- 4 Salima Yenbou
- 5 Isabel Benjumea Benjumea
- 6 Dace Melbārde
- 7 Diana Riba i Giner
- 8 Tomasz Frankowski
- 9 Petra Kammerevert
- 10 Alexis Georgoulis
- 11 Andrey Slabakov
- 12 Victor Negrescu
- 13 Andrea Bocskor
- 14 Niklas Nienass



## Strongest cosponsoring relations amongst committee members

MEPs			MEPs		
1.	Victor Negrescu	S&D	Petra Kammerevert	S&D	
2.	Martina Michels	GUE/NGL	Alexis Georgoulis	GUE/NGL	
3.	Irena Joveva	RE	Laurence Farreng	RE	
4.	Sabine Verheyen	EPP	Tomasz Frankowski	EPP	
5.	Hannes Heide	S&D	Ibán García del Blanco	S&D	

## Most amended dossiers

Procedure	Title	Number of amendments
1. 2021/2017 (INI)	Europe's Media in the Digital Decade: An Action Plan to Support Recovery and Transformation	274
2. 2020/2261 (INI)	The situation of artists and the cultural recovery in the EU	265
3. 2020/2017 (INI)	Artificial intelligence in education, culture and the audiovisual sector	253
4. 2020/2135 (INI)	Shaping digital education policy	230
5. 2020/2243 (INI)	The European Education Area: a shared holistic approach to education, skills and competences	220

## Coordinator rankings

Activity		Connectivity		Heterogeneity	
1.	Dace Melbārde ECR	1.	Salima Yenbou Greens/EFA	1.	Dace Melbārde ECR
2.	Petra Kammerevert S&D	2.	Dace Melbārde ECR	2.	Michaela Šojdrová EPP
3.	Laurence Farreng RE	3.	Niyazi Kizilyürek GUE/NGL	3.	Niyazi Kizilyürek GUE/NGL



# DEVE

## Development

### ACTIVITY

- 1  Antoni Comín i Oliveres  
NI
- 2  Dominique Bilde  
ID
- 3  Michèle Rivasi  
Greens/EFA
- 4  Caroline Roose  
Greens/EFA
- 5  Miguel Urbán Crespo  
GUE/NGL

### CONNECTIVITY

- 1  Mónica Silvana González  
S&D
- 2  Jan-Christoph Oetjen  
RE
- 3  Michèle Rivasi  
Greens/EFA
- 4  Caroline Roose  
Greens/EFA
- 5  Catherine Chabaud  
RE

### HETEROGENEITY

- 1  Norbert Neuser  
S&D
- 2  Hildegard Bentele  
EPP
- 3  Tomas Tobé  
EPP
- 4  György Hölvényi  
EPP
- 5  Patrizia Toia  
S&D

## Key Findings

In the second year of the 9th EP term 50 distinct MEPs from 16 Member States tabled 1,929 amendments in the Development (DEVE) Committee. Out of these, 913 were cosponsored by two or more MEPs.

DEVE Committee MEPs tabled most of their amendments to INI procedures (1,636), followed by INL (213).

The most amended dossier was "The role of the EU's development cooperation and humanitarian assistance in addressing the consequences of the COVID-19 pandemic", followed by "The impacts of climate change on vulnerable populations in developing countries".

The EP Group affiliations had comparatively moderate influence on the

cosponsoring behavior of MEPs. The DEVE takes the 13th position in the Committee ranking regarding the influence of group affiliation on cosponsoring behavior.

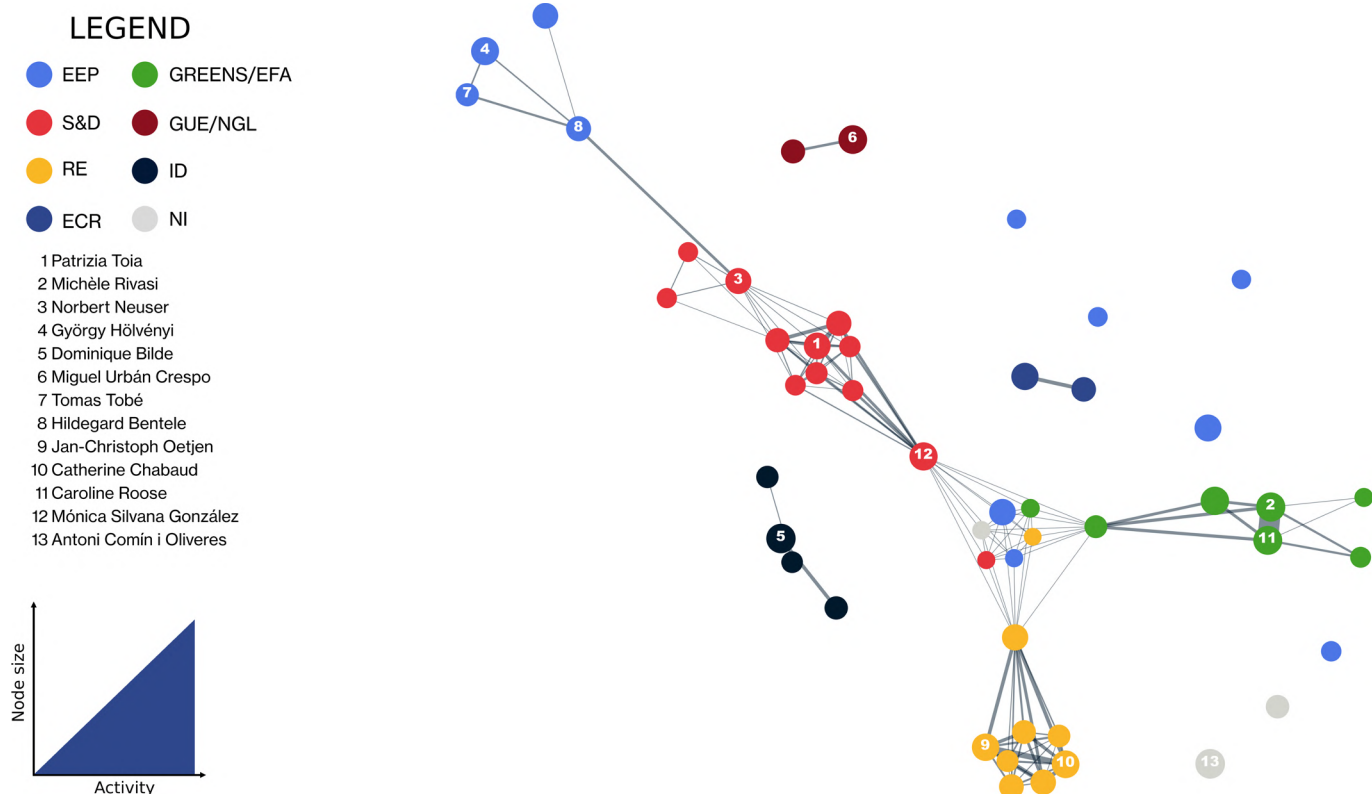
The most active MEP of the Committee was Antoni Comín i Oliveres (NI), who sponsored 176 amendments without partners.

The most connected MEP of the Committee was Mónica Silvana González (S&D), who cosponsored 166 amendments with 15 partners.

Norbert Neuser (S&D) had the most diverse set of cosponsoring partnerships, sponsoring 69 amendments with 9 distinct partners from 2 EP Groups.

The most active and most connected coordinator was Michèle Rivasi (Greens/EFA), while the most heterogeneous was György Hölvényi (EPP).

## Overview



## Strongest cosponsoring relations amongst committee members

MEPs		MEPs	
1.	Michèle Rivasi	Greens/EFA	Caroline Roose
2.	Jan-Christoph Oetjen	RE	Catherine Chabaud
3.	Iskra Mihaylova	RE	Jan-Christoph Oetjen
4.	Patrizia Toia	S&D	Pierfrancesco Majorino
5.	Iskra Mihaylova	RE	Catherine Chabaud
			RE

## Most amended dossiers

Procedure	Title	Number of amendments
1. 2020/2118 (INI)	The role of the EU's development cooperation and humanitarian assistance in addressing the consequences of the COVID-19 pandemic	329
2. 2020/2042 (INI)	The impacts of climate change on vulnerable populations in developing countries	309
3. 2020/2274 (INI)	The role of development policy in the response to biodiversity loss in developing countries	247
4. 2019/2184 (INI)	Improving development effectiveness and efficiency of aid	208
5. 2020/2129 (INL)	Corporate due diligence and corporate accountability	125

## Coordinator rankings

Activity		Connectivity		Heterogeneity	
1.	Michèle Rivasi	Greens/EFA	1. Michèle Rivasi	Greens/EFA	1. György Hölvényi
2.	György Hölvényi	EPP	2. Pierfrancesco Majorino	S&D	2. Pierfrancesco Majorino
3.	Beata Kempa	ECR	3. Charles Goerens	RE	3. Michèle Rivasi
					Greens/EFA






# ECON

Economic and monetary affairs

## ACTIVITY

- 1  Markus Ferber  
EPP
- 2  Sven Giegold  
Greens/EFA
- 3  Eva Kaili  
S&D
- 4  Alfred Sant  
S&D
- 5  Gunnar Beck  
ID

## CONNECTIVITY

- 1  Pedro Marques  
S&D
- 2  Jonás Fernández  
S&D
- 3  Paul Tang  
S&D
- 4  Joachim Schuster  
S&D
- 5  Margarida Marques  
S&D

## HETEROGENEITY

- 1  Alfred Sant  
S&D
- 2  Paul Tang  
S&D
- 3  Isabel Benjumea Benjumea  
EPP
- 4  Manon Aubry  
GUE/NGL
- 5  Caroline Nagtegaal  
RE

## Key Findings

In the second year of the 9th EP term 117 distinct MEPs from 26 Member States tabled 6,333 amendments in the Economic and Monetary Affairs (ECON) Committee. Out of these, 2,776 were cosponsored by two or more MEPs.

ECON Committee MEPs tabled most of their amendments to INI procedures (3,406) followed by COD (2,615).

The most amended dossier was "Markets in Crypto-assets", followed by "Digital operational resilience for the financial sector".

The EP Group affiliations had comparatively high influence on the co-sponsoring behavior of MEPs. The ECON takes the 4th position in the Committee ranking regarding the influence of group affiliation on co-sponsoring behavior.


The most active MEP of the Committee was Markus Ferber (EPP), who cosponsored 562 amendments with 16 distinct cosponsors.

The most connected MEP of the Committee was Pedro Marques (S&D), who cosponsored 723 amendments with 20 partners.

Alfred Sant (S&D) had the most diverse set of cosponsoring partnerships, sponsoring 308 amendments with 27 distinct partners from 2 EP Groups.

The most active coordinator was Markus Ferber (EPP), the most connected was Jonás Fernández (S&D), while the most ideologically heterogeneous was Gunnar Beck (ID).

## Overview



## Strongest cosponsoring relations amongst committee members

MEPs			MEPs		
1.	Isabel Benjumea Benjumea	EPP	Frances Fitzgerald	EPP	
2.	Gilles Boyer	RE	Stéphanie Yon-Courtin	RE	
3.	Jonás Fernández	S&D	Pedro Marques	S&D	
4.	Pedro Marques	S&D	Eero Heinäluoma	S&D	
5.	Jonás Fernández	S&D	Eero Heinäluoma	S&D	

## Most amended dossiers

Procedure	Title	Number of amendments
1. 2020/0265 (COD)	Markets in Crypto-assets, and amending Directive (EU) 2019/1937	1145
2. 2020/0266 (COD)	Digital operational resilience for the financial sector	609
3. 2020/2075 (INI)	The review of the macroeconomic legislative framework for a better impact on Europe's real economy and improved transparency of decision-making and democratic accountability	467
4. 2020/2122 (INI)	Banking Union - annual report 2020	383
5. 2020/0267 (COD)	Pilot regime for market infrastructures based on distributed ledger technology	363

## Coordinator rankings

Activity		Connectivity		Heterogeneity	
1.	Markus Ferber EPP	1.	Jonás Fernández S&D	1.	Gunnar Beck ID
2.	Sven Giegold Greens/EFA	2.	José Gusmão GUE/NGL	2.	José Gusmão GUE/NGL
3.	Gunnar Beck ID	3.	Luis Garicano RE	3.	Jonás Fernández S&D

# EMPL

Emploment and social affairs

## ACTIVITY



## CONNECTIVITY



## HETEROGENEITY



## Key Findings

In the second year of the 9th EP term 175 distinct MEPs from 27 Member States tabled 7,521 amendments in the Employment and Social Affairs (EMPL) Committee. Out of these, 4,330 were cosponsored by two or more MEPs.

EMPL Committee MEPs tabled most of their amendments to INI procedures (4,775), followed by COD (1,278).

The most amended dossier was "Adequate minimum wages in the European Union", followed by "Old continent growing older - possibilities and challenges related to ageing policy post 2020".

The EP Group affiliations had comparatively high influence on the co-sponsoring behavior of MEPs. The EMPL takes the 7th position in the Committee ranking regarding the influence of group affiliation on co-sponsoring behavior.

The most active MEP of the Committee was Margarita de la Pisa Carrión (ECR), who cosponsored 314 amendments with 6 distinct cosponsors.

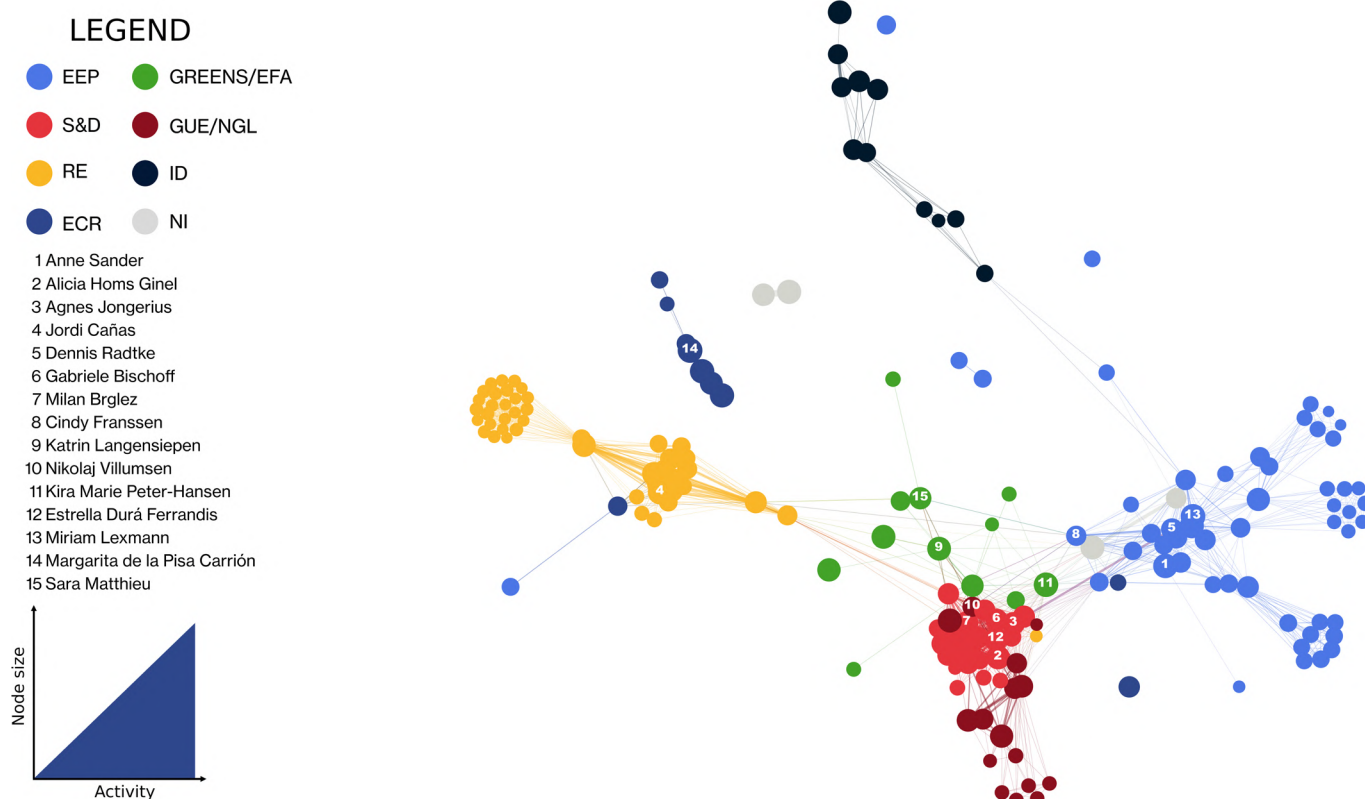
The most connected MEP of the Committee was Alicia Homs Ginel (S&D), who cosponsored 1205 amendments with 32 partners.

Dennis Radtke (EPP) had the most diverse set of cosponsoring partnerships, sponsoring 205 amendments with 21 distinct partners from 2 EP Groups.

The most active coordinator was Kira Marie Peter-Hansen (Greens/EFA), the most connected was Agnes Jongerius (S&D), while the most ideologically heterogeneous coordinator was Dennis Radtke (EPP).



## Overview



## Strongest cosponsoring relations amongst committee members

MEPs			MEPs		
1.	Daniela Rondinelli	NI	Chiara Gemma	NI	
2.	Beata Szydło	ECR	Elżbieta Rafalska	ECR	
3.	Elżbieta Rafalska	ECR	Anna Zalewska	ECR	
4.	Anna Zalewska	ECR	Elżbieta Rafalska	ECR	
5.	Alicia Homs Ginell	S&D	Estrella Durá Ferrandis	S&D	

## Most amended dossiers

Procedure	Title	Number of amendments
1. 2020/0310 (COD)	Adequate minimum wages in the European Union	836
2. 2020/2008 (INI)	Old continent growing older - possibilities and challenges related to ageing policy post 2020	578
3. 2020/2084 (INI)	A strong social Europe for Just Transitions	506
4. 2019/2188 (INI)	Reducing inequalities with a special focus on in-work poverty	452
5. 2019/2187 (INI)	Access to decent and affordable housing for all	361


## Coordinator rankings

Activity			Connectivity			Heterogeneity		
1.	Kira Marie Peter-Hansen	Greens/EFA	1.	Agnes Jongerius	S&D	1.	Dennis Radtke	EPP
2.	Elżbieta Rafalska	ECR	2.	Dragoş Pîslaru	RE	2.	Nikolaj Villumsen	GUE/NGL
3.	Dragoş Pîslaru	RE	3.	Dennis Radtke	EPP	3.	Agnes Jongerius	S&D

# ENVI

Environment, public health and food safety

## ACTIVITY

- 1  Sirpa Pietikäinen  
EPP
- 2  Antoni Comín i Oliveres  
NI
- 3  Michal Wiezik  
EPP
- 4  Manuel Bompard  
GUE/NGL
- 5  Danilo Oscar Lancini  
ID

## CONNECTIVITY

- 1  Martin Hojsik  
RE
- 2  María Soraya Rodríguez  
Ramos  
RE
- 3  Nicolae Ștefănuță  
RE
- 4  César Luena  
S&D
- 5  Frédérique Ries  
RE

## HETEROGENEITY

- 1  Michal Wiezik  
EPP
- 2  Radan Kanev  
EPP
- 3  Róza Thun Und Hohenstein  
EPP
- 4  Martin Hojsik  
RE
- 5  Łukasz Kohut  
S&D

## Key Findings

In the second year of the 9th EP term 252 distinct MEPs from 27 Member States tabled 12,843 amendments in the Environment, Public Health and Food Safety (ENVI) Committee. Out of these, 5,664 were cosponsored by two or more MEPs.

ENVI Committee MEPs tabled most of their amendments to INI procedures (7,377), followed by COD (4,098).

The most amended dossier was "A Farm to Fork Strategy for a fair, healthy, and environmentally friendly food system", followed by "EU Biodiversity Strategy for 2030: Bringing nature back into our lives".

The EP Group affiliations had comparatively moderate influence on the cosponsoring behavior of MEPs. The ENVI takes the 8th position in the Committee ranking regarding the influence of group affiliation on cosponsoring behavior.

The most active MEP of the Committee was Sirpa Pietikäinen (EPP), who cosponsored 595 amendments with 40 distinct cosponsors.

The most connected MEP of the Committee was Martin Hojsik (RE), who cosponsored 834 amendments with 65 partners.

Michal Wiezik (EPP) had the most diverse set of cosponsoring partnerships, sponsoring 586 amendments with 45 distinct partners from 5 EP Groups.

The most active coordinator was Silvia Modig (GUE/NGL), the most connected was Jytte Guteland (S&D), while the most ideologically heterogeneous was Nils Torvalds (RE).

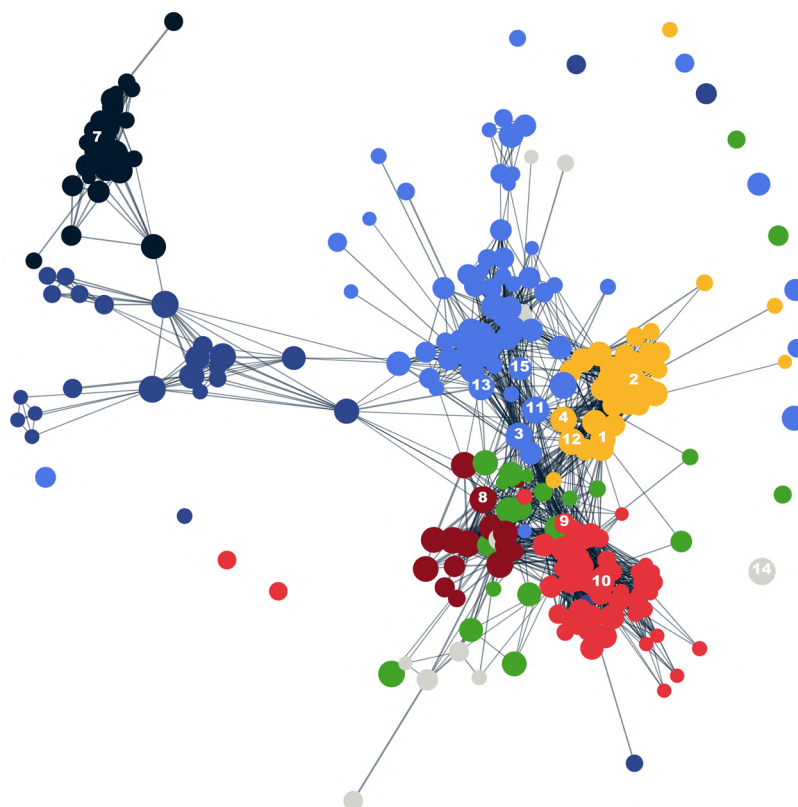
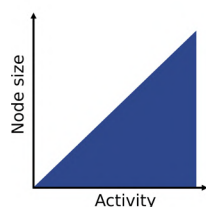


## Overview

### LEGEND



- 1 Frédérique Ries
- 2 María Soraya Rodríguez Ramos
- 3 Sirpa Pietikäinen
- 4 Nicolae Ștefănuță
- 5 Danilo Oscar Lancini
- 6 Manuel Bompard
- 7 Łukasz Kohut
- 8 César Luena
- 9 Michał Wiezik
- 10 Martin Hojsik
- 11 Radan Kanev
- 12 Antoni Comín i Oliveres
- 13 Róza Thun und Hohenstein



## Strongest cosponsoring relations amongst committee members

MEPs		MEPs	
1.	Clare Daly	GUE/NGL	Mick Wallace
2.	Catherine Griset	ID	Aurelia Beigneux
3.	Anja Hazekamp	GUE/NGL	Mick Wallace
4.	Javi López	S&D	César Luena
5.	Joëlle Mélin	ID	Aurelia Beigneux

## Most amended dossiers

Procedure	Title	Number of amendments
1. 2020/2260 (INI)	A Farm to Fork Strategy for a fair, healthy, and environmentally friendly food system	1814
2. 2020/2273 (INI)	EU Biodiversity Strategy for 2030: Bringing nature back into our lives	1215
3. 2020/2077 (INI)	New Circular Economy Action Plan	1001
4. 2020/0360 (COD)	Guidelines for trans-European energy infrastructure	927
5. 2021/2013 (INI)	A Pharmaceutical Strategy for Europe	723

## Coordinator rankings

Activity		Connectivity		Heterogeneity	
1.	Silvia Modig	GUE/NGL	1. Jytte Guteland	S&D	1. Nils Torvalds
2.	Bas Eickhout	Greens/EFA	2. Nils Torvalds	RE	2. Jytte Guteland
3.	Jytte Guteland	S&D	3. Silvia Modig	GUE/NGL	3. Peter Liese

# FEMM

Women's rights and gender equality

## ACTIVITY

- 1  Margarita De La Pisa Carrión  
ECR
- 2  Annika Bruna  
ID
- 3  Jadwiga Wiśniewska  
ECR
- 4  Christine Anderson  
ID
- 5  Silvia Modig  
GUE/NGL

## CONNECTIVITY

- 1  Pina Picerno  
S&D
- 2  Irène Tolleret  
RE
- 3  Maria-Manuel Leitão-Marques  
S&D
- 4  Marina Kaljurand  
S&D
- 5  Alessandra Moretti  
S&D

## HETEROGENEITY

- 1  Hilde Vautmans  
RE
- 2  Irène Tolleret  
RE
- 3  Robert Biedroń  
S&D
- 4  Karen Melchior  
RE
- 5  Sirpa Pietikäinen  
EPP

## Key Findings

In the second year of the 9th EP term 91 distinct MEPs from 22 Member States tabled 2,451 amendments in the Women's Rights and Gender Equality (FEMM) Committee. Out of these, 1,270 were cosponsored by two or more MEPs.

FEMM Committee MEPs tabled most of their amendments to INI procedures (1,915), followed by COD (455).

The most amended dossier was "The situation of sexual and reproductive health and rights in the EU, in the frame of women's health", followed by "The gender perspective in the Covid-19 crisis and post-crisis period".

The EP Group affiliations had comparatively low influence on the co-sponsoring behavior of MEPs. The FEMM takes the 19th position in the Committee ranking regarding the influence of group affiliation on cosponsoring behavior.

The most active MEP of the Committee was Margarita de la Pisa Carrión (ECR), who cosponsored 353 amendments with 5 distinct cosponsors.


The most connected Pina Picerno (S&D), who cosponsored 307 amendments with 20 distinct partners.

Hilde Vautmans (RE) had the most diverse set of cosponsoring partnerships, sponsoring 213 amendments with 40 distinct partners from 5 EP Groups.


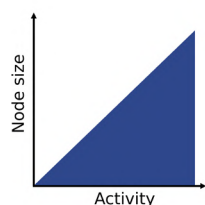
The most active coordinator was Jadwiga Wiśniewska (ECR), while the most connected and most heterogeneous was Samira Rafaela (RE).

## Overview

### LEGEND



- 1 Sirpa Pietikäinen
- 2 Alessandra Moretti
- 3 Pina Picierno
- 4 Jadwiga Wiśniewska
- 5 Hilde Vautmans
- 6 Annika Bruna
- 7 Christine Anderson
- 8 Marina Kaljurand
- 9 Robert Biedroń
- 10 Irène Tolleret
- 11 Karen Melchior
- 12 Maria-Manuel Leitão-Marques
- 13 Silvia Modig
- 14 Margarita de la Pisa Carrión



## Strongest cosponsoring relations amongst committee members

MEPs			MEPs		
1.	Annika Bruna	ID	Virginie Joron	ID	
2.	Jadwiga Wiśniewska	ECR	Margarita de la Pisa Carrión	ECR	
3.	Elżbieta Katarzyna Łukacijewska	EPP	Frances Fitzgerald	EPP	
4.	Johan Danielsson	S&D	Helène Fritzon	S&D	
5.	Maria da Graça Carvalho	EPP	Frances Fitzgerald	EPP	

## Most amended dossiers

Procedure	Title	Number of amendments
1. 2020/2215 (INI)	The situation of sexual and reproductive health and rights in the EU, in the frame of women's health	503
2. 2020/2121 (INI)	The gender perspective in the Covid-19 crisis and post-crisis period	415
3. 2020/0310 (COD)	Adequate minimum wages in the European Union	279
4. 2019/2164 (INI)	Promoting gender equality in science, technology, engineering and mathematics (STEM) education and careers	230
5. 2019/2168 (INI)	Closing the digital gender gap: women's participation in the digital economy	201






## Coordinator rankings

Activity		Connectivity		Heterogeneity	
1.	Jadwiga Wiśniewska	1.	Samira Rafaela	1.	Samira Rafaela
2.	Christine Anderson	2.	Maria Noichl	2.	Jadwiga Wiśniewska
3.	Frances Fitzgerald	3.	Frances Fitzgerald	3.	Alice Kuhnke





# IMCO

Internal market and consumer protection

## ACTIVITY

1		Anne-Sophie Pelletier GUE/NGL
2		Alexandra Geese Greens/EFA
3		Marcel Kolaja Greens/EFA
4		Virginie Joron ID
5		Maria Grapini S&D

## CONNECTIVITY

1		Maria Grapini S&D
2		Christel Schaldemose S&D
3		Maria-Manuel Leitão-Marques S&D
4		Marc Angel S&D
5		Evelyne Gebhardt S&D

## HETEROGENEITY

1		Salvatore De Meo EPP
2		Claude Gruffat Greens/EFA
3		Romana Tomc EPP
4		Ivan Štefanec EPP
5		Edina Tóth NI

## Key Findings

In the second year of the 9th EP term 154 distinct MEPs from 25 Member States tabled 4,428 amendments in the Internal Market and Consumer Protection (IMCO) Committee. Out of these, 3,019 were cosponsored by two or more MEPs.

IMCO Committee MEPs tabled most of their amendments to COD procedures (3,061), followed by INI (1,264).

The most amended dossier was titled "Contestable and fair markets in the digital sector (Digital Markets Act)", followed by "Single Market for Digital Services (Digital Services Act)".

The EP Group affiliations had comparatively moderate influence on the cosponsoring behavior of MEPs. The IMCO takes the 9th position in the Committee ranking regarding the influence of group affiliation on cosponsoring behavior.


The most active MEP of the Committee was Anne-Sophie Pelletier (GUE/NGL), who cosponsored 287 amendments with 7 distinct cosponsors.

The most connected MEP of the Committee was Maria Grapini (S&D), who cosponsored 651 amendments with 13 distinct partners.

Salvatore De Meo (EPP) had the most diverse set of cosponsoring partnerships, sponsoring 78 amendments with 13 distinct partners from 3 EP Groups.

The most active coordinator was Marcel Kolaja (Greens/EFA), the most connected was Christel Schaldemose (S&D), while the most ideologically heterogeneous was Dita Charanzová (RE).

## Overview



## Strongest cosponsoring relations amongst committee members

MEPs		MEPs	
1. Virginie Joron	ID	Jean-Lin Lacapelle	ID
2. Martin Schirdewan	GUE/NGL	Anne-Sophie Pelletier	GUE/NGL
3. Rasmus Andresen	Greens/EFA	Kim van Sparrentak	Greens/EFA
4. Stéphanie Yon-Courtin	RE	Sandro Gozi	RE
5. Markus Buchheit	ID	Virginie Joron	ID

## Most amended dossiers

Procedure	Title	Number of amendments
1. 2020/0374 (COD)	Digital Markets Act	1071
2. 2020/0361 (COD)	Single Market For Digital Services (Digital Services Act)	969
3. 2020/0340 (COD)	Data Governance Act	232
4. 2020/0359 (COD)	Measures for a high common level of cybersecurity across the Union	224
5. 2020/2216 (INI)	Shaping the digital future of Europe	200

## Coordinator rankings






Activity		Connectivity		Heterogeneity	
1. Marcel Kolaja	Greens/EFA	1. Christel Schaldemose	S&D	1. Dita Charanzová	RE
2. Virginie Joron	ID	2. Dita Charanzová	RE	2. Andreas Schwab	EPP
3. Christel Schaldemose	S&D	3. Andreas Schwab	EPP	3. Christel Schaldemose	S&D








# INTA

International trade






## ACTIVITY

- 1  Carles Puigdemont i Casamajó  
NI
- 2  Helmut Scholz  
GUE/NGL
- 3  Emmanuel Maurel  
GUE/NGL
- 4  Emmanouil Fragkos  
ECR
- 5  Saskia Bricmont  
Greens/EFA

## CONNECTIVITY

- 1  Samira Rafaela  
RE
- 2  Marie-Pierre Vedrenne  
RE
- 3  Kathleen Van Brempt  
S&D
- 4  Svenja Hahn  
RE
- 5  Inma Rodríguez-Piñero  
S&D

## HETEROGENEITY

- 1  Massimiliano Smeriglio  
S&D
- 2  Anna Cavazzini  
Greens/EFA
- 3  Paolo De Castro  
S&D
- 4  Karin Karlsbro  
RE
- 5  Marco Campomenosi  
ID

## Key Findings

In the second year of the 9th EP term 79 distinct MEPs from 22 Member States tabled 1,819 amendments in the International Trade (INTA) Committee. Out of these, 879 were cosponsored by two or more MEPs.

INTA Committee MEPs tabled most of their amendments to INI procedures (1,313), followed by RSP (190).

The most amended dossier was "Trade related aspects and implications of COVID-19", followed by "EU Trade Policy Review".

The EP Group affiliations had comparatively high influence on the

cosponsoring behavior of MEPs. The INTA takes the 5th position in the Committee ranking regarding the influence of group affiliation on cosponsoring behavior.

The most active MEP of the Committee was Carles Puigdemont i Casamajó (NI), who cosponsored 132 amendments with 6 distinct cosponsors.

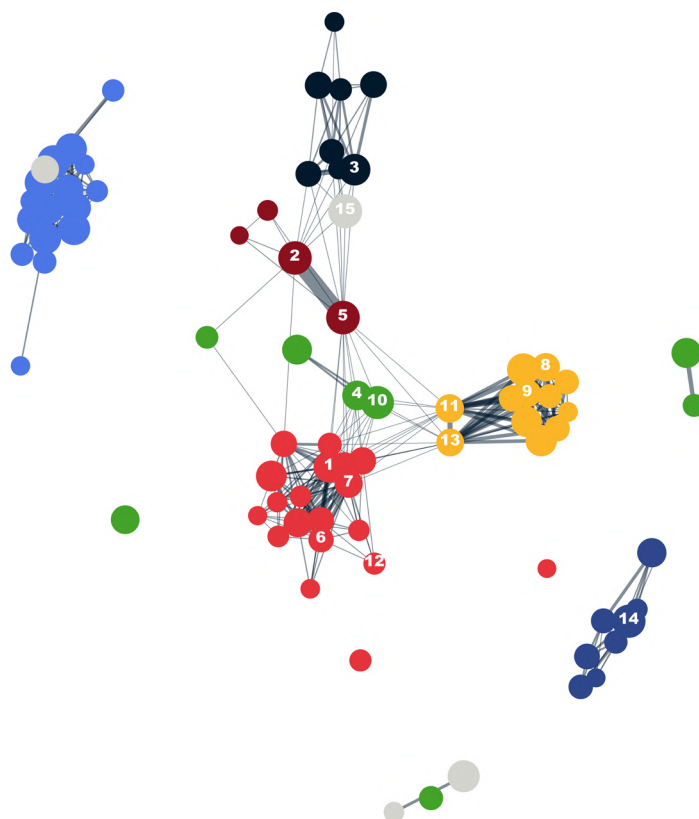
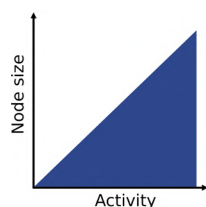
The most connected MEP of the Committee was Samira Rafaela (RE), who cosponsored 166 amendments with 19 partners.

Massimiliano Smeriglio (S&D) had the most diverse set of cosponsoring partnerships, sponsoring 6 amendments with 5 distinct partners.

The most active and the most connected coordinator was Kathleen Van Brempt (S&D), while the most heterogeneous was Karin Karlsbro (RE).

## Overview

### LEGEND



## Strongest cosponsoring relations amongst committee members

MEPs			MEPs	
1.	Emmanuel Maurel	GUE/NGL	Helmut Scholz	GUE/NGL
2.	Iuliu Winkler	EPP	Jörgen Warborn	EPP
3.	Anna Cavazzini	Greens/EFA	Saskia Bricmont	Greens/EFA
4.	Karin Karlsbro	RE	Samira Rafaela	RE
5.	Marco Campomenosi	ID	Herve Juvin	ID

## Most amended dossiers

Procedure	Title	Number of amendments
1. 2020/2117 (INI)	Trade related aspects and implications of COVID-19	277
2. 2020/2761(RSP)	EU Trade Policy Review	189
3. 2020/2129 (INL)	Corporate due diligence and corporate accountability	161
4. 2020/2260 (INI)	A Farm to Fork Strategy for a fair, healthy, and environmentally friendly food system	161
5. 2020/2043 (INI)	Towards a WTO-compatible EU carbon border adjustment mechanism	105

## Coordinator rankings

Activity			Connectivity			Heterogeneity		
1.	Kathleen Van Brempt	S&D	1.	Kathleen Van Brempt	S&D	1.	Karin Karlsbro	RE
2.	Karin Karlsbro	RE	2.	Karin Karlsbro	RE	2.	Geert Bourgeois	ECR
3.	Helmut Scholz	GUE/NGL	3.	Christophe Hansen	EPP	3.	Helmut Scholz	GUE/NGL


# ITRE

Industry, research and energy

## ACTIVITY

- 1  Marisa Matias  
GUE/NGL
- 2  Viola von Cramon-Taubadel  
Greens/EFA
- 3  Marie Toussaint  
Greens/EFA
- 4  Paolo Borchia  
ID
- 5  Patrizia Toia  
S&D

## CONNECTIVITY

- 1  Carlos Zorrinho  
S&D
- 2  Lina Gálvez Muñoz  
S&D
- 3  Robert Hajšel  
S&D
- 4  Maria-Manuel Leitão-Marques  
S&D
- 5  Nicolás González Casares  
S&D

## HETEROGENEITY

- 1  Edina Tóth  
NI
- 2  Massimiliano Salini  
EPP
- 3  Andrea Caroppo  
ID
- 4  Pietro Fiocchi  
ECR
- 5  Evžen Tošenovský  
ECR

## Key Findings

In the second year of the 9th EP term 168 distinct MEPs from 27 Member States tabled 8,646 amendments in the Industry, Research and Energy (ITRE) Committee. Out of these, 4,159 were cosponsored by two or more MEPs.

ITRE Committee MEPs tabled most of their amendments to COD procedures (4,363), followed by INI (3,048).

The most amended dossier was "Guidelines for trans-European energy infrastructure", followed by "Establishing the Joint Undertakings under Horizon Europe".

The EP Group affiliations had comparatively high influence on the co-sponsoring behavior of MEPs. The ITRE takes the 6th position in the Committee ranking regarding the influence of group affiliation on co-sponsoring behavior.

The most active MEP of the Committee was Marisa Matias (GUE/NGL), who cosponsored 986 amendments with 6 distinct cosponsors.


The most connected MEP of the Committee was Carlos Zorrinho (S&D), who cosponsored 948 amendments with 32 partners.

Edina Tóth (NI) had the most diverse set of cosponsoring partnerships, sponsoring 177 amendments with 33 distinct partners.

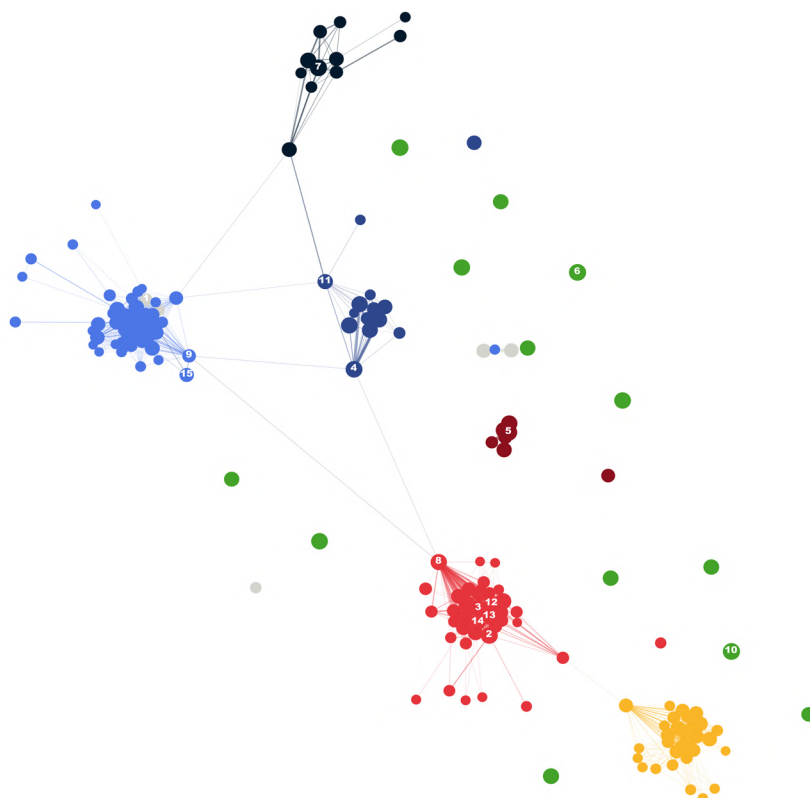
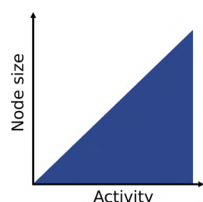
The most active coordinator was Marisa Matias (GUE/NGL), the most connected was Dan Nica (S&D), while the most heterogeneous was Paolo Borchia (ID).

## Overview

### LEGEND



- 1 Edina Tóth
- 2 Patrizia Toia
- 3 Robert Hajšel
- 4 Evžen Tošenovský
- 5 Marisa Matias
- 6 Marie Toussaint
- 7 Paolo Borchia
- 8 Carlos Zorrinho
- 9 Massimiliano Salini
- 10 Viola von Cramon-Taubadel
- 11 Pietro Fiocchi
- 12 Maria-Manuel Leitão-Marques
- 13 Lina Gálvez Muñoz
- 14 Nicolás González Casares
- 15 Andrea Caroppo



## Strongest cosponsoring relations amongst committee members

MEPs			MEPs		
1.	Manuel Bompard	GUE/NGL	Marisa Matias	GUE/NGL	
2.	Marisa Matias	GUE/NGL	Cornelia Ernst	GUE/NGL	
3.	Paolo Borchia	ID	Isabella Tovaglieri	ID	
4.	Cornelia Ernst	GUE/NGL	Manuel Bompard	GUE/NGL	
5.	Robert Hajšel	S&D	Carlos Zorrinho	S&D	

## Most amended dossiers

Procedure	Title	Number of amendments
1. 2020/0360 (COD)	Guidelines for trans-European energy infrastructure	975
2. 2021/0048 (NLE)	Establishing the Joint Undertakings under Horizon Europe	803
3. 2020/0361 (COD)	Digital Services Act	643
4. 2020/0340 (COD)	Data Governance Act	632
5. 2020/0359 (COD)	Measures for a high common level of cybersecurity across the Union	510

## Coordinator rankings

Activity			Connectivity			Heterogeneity		
1.	Marisa Matias	GUE/NGL	1.	Dan Nica	S&D	1.	Paolo Borchia	ID
2.	Paolo Borchia	ID	2.	Christian Ehler	EPP	2.	Zdzisław Krasno-	ECR
3.	Ville Niinistö	Greens/EFA	3.	Zdzisław Krasno-	ECR		dębski	
						3.	Dan Nica	S&D






# JURI

## Legal affairs

### ACTIVITY

- 1  Jorge Buxadé Villalba  
ECR
- 2  Manon Aubry  
GUE/NGL
- 3  Daniel Buda  
EPP
- 4  Emmanuel Maurel  
GUE/NGL
- 5  Sergey Lagodinsky  
Greens/EFA

### CONNECTIVITY

- 1  Axel Voss  
EPP
- 2  Manon Aubry  
GUE/NGL
- 3  Marie Toussaint  
Greens/EFA
- 4  Adrián Vázquez Lázara  
RE
- 5  Angelika Niebler  
EPP

### HETEROGENEITY

- 1  Marie Toussaint  
Greens/EFA
- 2  Sirpa Pietikäinen  
EPP
- 3  Manon Aubry  
GUE/NGL
- 4  Emmanuel Maurel  
GUE/NGL
- 5  Angelika Niebler  
EPP

## Key Findings

In the second year of the 9th EP term 108 distinct MEPs from 22 Member States tabled 3,411 amendments in the Legal Affairs (JURI) Committee. Out of these, 1,695 were cosponsored by two or more MEPs.

JURI Committee MEPs tabled most of their amendments to INI procedures (1,774), followed by INL (994).

The most amended dossier was "Corporate due diligence and corporate accountability", followed by "The impact of intimate partner violence and custody rights on women and children".

The EP Group affiliations had comparatively low influence on the

cosponsoring behavior of MEPs. The JURI takes the 15th position in the Committee ranking regarding the influence of group affiliation on cosponsoring behavior.

The most active MEP of the Committee was Jorge Buxadé Villalba (ECR), who cosponsored 299 amendments with 17 distinct cosponsors.

The most connected MEP of the Committee was Axel Voss (EPP), who cosponsored 329 amendments with 27 partners.

Marie Toussaint (Greens/EFA) had the most diverse set of cosponsoring partnerships, sponsoring 293 amendments with 19 distinct partners from 5 EP Groups.

The most active and the most ideologically heterogeneous coordinator was Manon Aubry (GUE/NGL), while the most connected was Axel Voss (EPP).


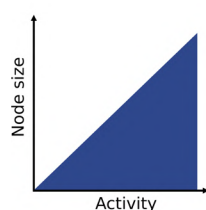


## Overview

### LEGEND



- 1 Angelika Niebler
- 2 Emmanuel Maurel
- 3 Sirpa Pietikäinen
- 4 Axel Voss
- 5 Marie Toussaint
- 6 Daniel Buda
- 7 Sergey Lagodinsky
- 8 Manon Aubry
- 9 Jorge Buxadé Villalba
- 10 Adrián Vázquez Lázara



## Strongest cosponsoring relations amongst committee members

MEPs			MEPs		
1.	Stéphane Séjourné	RE	Adrián Vázquez Lázara	RE	
2.	Marie Toussaint	Greens/EFA	Manon Aubry	GUE/NGL	
3.	Emmanuel Maurel	GUE/NGL	Manon Aubry	GUE/NGL	
4.	Pascal Arimont	EPP	Axel Voss	EPP	
5.	Ibán García del Blanco	S&D	Marcos Ros Sempere	S&D	

## Most amended dossiers

Procedure	Title	Number of amendments
1. 2020/2129 (INL)	Corporate due diligence and corporate accountability	817
2. 2019/2166 (INI)	The impact of intimate partner violence and custody rights on women and children	369
3. 2020/0374 (COD)	Digital Markets Act	323
4. 2020/0340 (COD)	Data Governance Act	205
5. 2020/2137 (INI)	Sustainable corporate governance	184

## Coordinator rankings

Activity		Connectivity		Heterogeneity	
1.	Manon Aubry GUE/NGL	1.	Axel Voss EPP	1.	Manon Aubry GUE/NGL
2.	Axel Voss EPP	2.	Manon Aubry GUE/NGL	2.	Karen Melchior RE
3.	Karen Melchior RE	3.	Karen Melchior RE	3.	Axel Voss EPP






# LIBE

Civil liberties, justice and home affairs

## ACTIVITY

- 1  Clare Daly  
GUE/NGL
- 2  Patrick Breyer  
Greens/EFA
- 3  Anne-Sophie Pelletier  
GUE/NGL
- 4  Saskia Bricmont  
Greens/EFA
- 5  Gwendoline Delbos-Corfield  
Greens/EFA

## CONNECTIVITY

- 1  Michal Šimečka  
RE
- 2  Sophie in 't Veld  
RE
- 3  Olivier Chastel  
RE
- 4  Fabienne Keller  
RE
- 5  Hilde Vautmans  
RE

## HETEROGENEITY

- 1  Caterina Chinnici  
S&D
- 2  Fernando Barrena Arza  
GUE/NGL
- 3  Sylvie Guillaume  
S&D
- 4  Łukasz Kohut  
S&D
- 5  Cornelia Ernst  
GUE/NGL

## Key Findings

In the second year of the 9th EP term 212 distinct MEPs from 27 Member States tabled 7,353 amendments in the Civil Liberties, Justice and Home Affairs (LIBE) Committee. Out of these, 3,251 were cosponsored by two or more MEPs.

LIBE Committee MEPs tabled most of their amendments to COD procedures (3,292), followed by INI (2,608).

The most amended dossier was "Single Market for Digital Services (Digital Services Act)", followed by "Common standards and procedures in Member States for returning illegally staying third-country nationals".

The EP Group affiliations had comparatively low influence on the co-sponsoring behavior of MEPs. The LIBE takes the 20th position in the Committee ranking regarding the influence of group affiliation on co-sponsoring behavior.


The most active MEP of the Committee was Clare Daly (GUE/NGL), who cosponsored 431 amendments with 40 distinct cosponsors.

The most connected MEP of the Committee was Michal Šimečka (RE), who cosponsored 616 amendments with 77 partners.

Caterina Chinnici (S&D) had the most diverse set of co-sponsoring partnerships, sponsoring 142 amendments with 50 distinct partners from 5 EP Groups.

The most active and the most connected coordinator was Sophie in 't Veld (RE), while the most ideologically heterogeneous was Cornelia Ernst (GUE/NGL).

## Overview



## Strongest cosponsoring relations amongst committee members

MEPs			MEPs	
1.	Saskia Bricmont	Greens/EFA	Tineke Strik	Greens/EFA
2.	Patrick Breyer	Greens/EFA	Saskia Bricmont	Greens/EFA
3.	Tineke Strik	Greens/EFA	Patrick Breyer	Greens/EFA
4.	Sophie in 't Veld	RE	Michal Šimečka	RE
5.	Rosa Estaràs Ferragut	EPP	Loránt Vincze	EPP

## Most amended dossiers

Procedure	Title	Number of amendments
1. 2020/0361 (COD)	Digital Services Act	700
2. 2018/0329 (COD)	Common standards and procedures in Member States for returning illegally staying third-country nationals	634
3. 2020/0349 (COD)	Europol's cooperation with private parties, the processing of personal data by Europol in support of criminal investigations, and Europol's role on research and innovation	517
4. 2020/2029 (INI)	Implementation of Directive 2011/36/EU on preventing and combating trafficking in human beings and protecting its victims	510
5. 2020/2035 (INL)	Combating Gender based Violence: Cyber Violence	438



## Coordinator rankings

Activity			Connectivity			Heterogeneity		
1.	Sophie in 't Veld	RE	1.	Sophie in 't Veld	RE	1.	Cornelia Ernst	GUE/NGL
2.	Tineke Strik	Greens/EFA	2.	Tineke Strik	Greens/EFA	2.	Tineke Strik	Greens/EFA
3.	Cornelia Ernst	GUE/NGL	3.	Roberta Metsola	EPP	3.	Sophie in 't Veld	RE


# PECH

## Fisheries


### ACTIVITY

- 1  Francisco José Millán Mon  
EPP
- 2  Pierre Karleskind  
RE
- 3  Caroline Roose  
Greens/EFA
- 4  Grace O'Sullivan  
Greens/EFA
- 5  Isabel Carvalhais  
S&D

### CONNECTIVITY

- 1  Manuel Pizarro  
S&D
- 2  Isabel Carvalhais  
S&D
- 3  Ivo Hristov  
S&D
- 4  Carmen Avram  
S&D
- 5  Nicolás González Casares  
S&D

### HETEROGENEITY

- 1  Isabel Carvalhais  
S&D
- 2  Anja Hazekamp  
GUE/NGL
- 3  Michal Wiezik  
EPP
- 4  Jan Huitema  
RE
- 5  Maxette Pirbakas  
ID

## Key Findings

In the second year of the 9th EP term 66 distinct MEPs from 17 Member States tabled 2,391 amendments in the Fisheries (PECH) Committee. Out of these, 1,348 were cosponsored by two or more MEPs.

PECH Committee MEPs tabled most of their amendments to INI procedures (2,120), followed by COD (159).

The most amended dossier was "Fishers for the future: Attracting a new generation of labour to the fishing industry and generating employment in coastal communities", followed by "The impact on fisheries of marine litter".

The EP Group affiliations had comparatively moderate influence on

the cosponsoring behavior of MEPs. The PECH takes the 11st position in the Committee ranking regarding the influence of group affiliation on cosponsoring behavior.

The most active MEP of the Committee was Francisco José Millán Mon (EPP), who cosponsored 186 amendments with 7 distinct cosponsors.

The most connected MEP of the Committee was Manuel Pizarro (S&D), who cosponsored 541 amendments with 20 partners.

Isabel Carvalhais (S&D) had the most diverse set of cosponsoring partnerships, sponsoring 532 amendments with 20 distinct partners from 5 EP Groups.


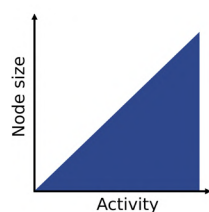
The most active coordinator was Grace O'Sullivan (Greens/EFA), the most connected was Clara Aguilera (S&D), while the most ideologically heterogeneous was Gabriel Mato (EPP).

## Overview

### LEGEND



- 1 Francisco José Millán Mon
- 2 Jan Huitema
- 3 Anja Hazekamp
- 4 Caroline Roose
- 5 Pierre Karleskind
- 6 Maxette Pirbakas
- 7 Carmen Avram
- 8 Nicolás González Casares
- 9 Manuel Pizarro
- 10 Michal Wiek
- 11 Ivo Hristov
- 12 Grace O'Sullivan
- 13 Isabel Carvalhais



## Strongest cosponsoring relations amongst committee members

MEPs			MEPs		
1.	Francisco José Millán Mon	EPP	Gabriel Mato	EPP	
2.	Manuel Pizarro	S&D	Isabel Carvalhais	S&D	
3.	Catherine Chabaud	RE	Pierre Karleskind	RE	
4.	Manuel Pizarro	S&D	Ivo Hristov	S&D	
5.	Ivo Hristov	S&D	Isabel Carvalhais	S&D	

## Most amended dossiers

Procedure	Title		Number of amendments
1. 2019/2161 (INI)	Fishers for the future: Attracting a new generation of labour to the fishing industry and generating employment in coastal communities		274
2. 2019/2160 (INI)	The impact on fisheries of marine litter		233
3. 2019/2162 (INI)	More fish in the seas? Measures to promote stock recovery above the maximum sustainable yield (MSY), including fish recovery areas and marine protected areas		219
4. 2020/2260 (INI)	A Farm to Fork Strategy for a fair, healthy, and environmentally friendly food system		214
5. 2020/2273 (INI)	EU Biodiversity Strategy for 2030: Bringing nature back into our lives		207

## Coordinator rankings

Activity			Connectivity			Heterogeneity		
1.	Grace O'Sullivan	Greens/EFA	1.	Clara Aguilera	S&D	1.	Gabriel Mato	EPP
2.	João Ferreira	GUE/NGL	2.	Søren Gade	RE	2.	Søren Gade	RE
3.	Clara Aguilera	S&D	3.	Gabriel Mato	EPP	3.	Grace O'Sullivan	Greens/EFA



# PETI

## Petitions

### ACTIVITY

- 1  Alexis Georgoulis  
GUE/NGL
- 2  Emmanouil Fragkos  
ECR
- 3  Cristian Terheş  
ECR
- 4  Ádám Kósa  
NI
- 5  Margrete Auken  
Greens/EFA

### CONNECTIVITY

- 1  Alex Agius Saliba  
S&D
- 2  Demetris Papadakis  
S&D
- 3  Cristina Maestre Martín de Almagro  
S&D
- 4  Angel Dzhabazki  
ECR
- 5  Andrey Slabakov  
ECR

### HETEROGENEITY

- 1  Vlad Gheorghe  
RE
- 2  Ádám Kósa  
NI
- 3  Loránt Vincze  
EPP
- 4  Ramona Strugariu  
RE
- 5  Yana Toom  
RE

## Key Findings

In the second year of the 9th EP term 49 distinct MEPs from 16 Member States tabled 513 amendments in the Petitions (PETI) Committee. Out of these, 268 were cosponsored by two or more MEPs.

PETI Committee MEPs tabled most of their amendments to INI procedures (418), followed by RSP (95).

The most amended dossier was "The protection of persons with disabilities through petitions: lessons learnt", followed by "Report under Rule 227(7) on the deliberations of the Committee on Petitions during the year 2019".

The EP Group affiliations had comparatively high influence on the co-sponsoring behavior of MEPs. The PETI takes the 2nd position in the Committee ranking regarding the influence of group affiliation on co-sponsoring behavior.

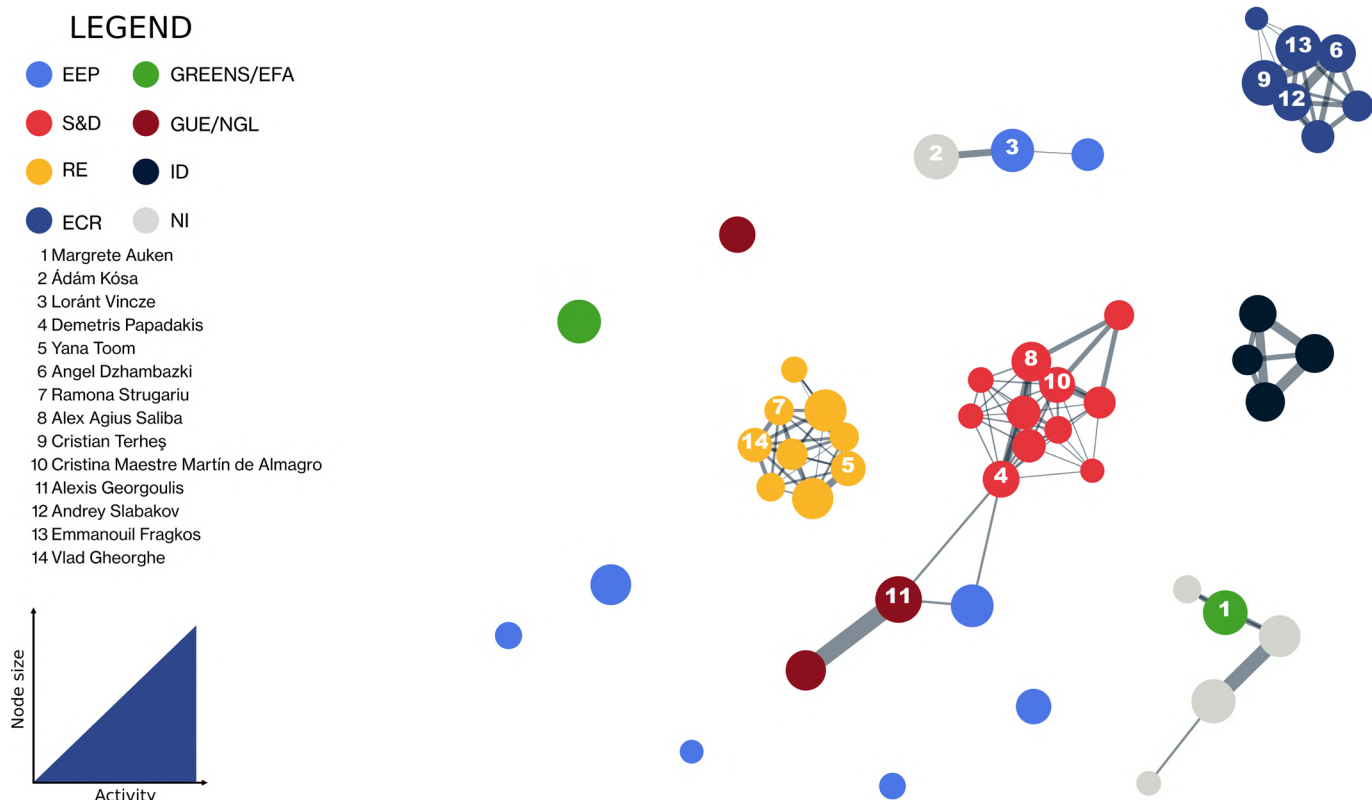
The most active MEP of the Committee was Alexis Georgoulis (GUE/NGL), who cosponsored 65 amendments with 3 distinct cosponsors.

The most connected MEP of the Committee was Alex Agius Saliba (S&D), who cosponsored 47 amendments with 9 partners.

Vlad Gheorghe (RE) had the most diverse set of cosponsoring partnerships, sponsoring 33 amendments with 7 distinct partners.

The most active coordinator was Margrete Auken (Greens/EFA), the most connected was Alex Agius Saliba (S&D), while the most ideologically heterogeneous was Yana Toom (RE).

## Overview



## Strongest cosponsoring relations amongst committee members

MEPs			MEPs	
1.	Anne-Sophie Pelletier	GUE/NGL	Alexis Georgoulis	GUE/NGL
2.	Eleonora Evi	NI	Mario Furore	NI
3.	Gianna Gancia	ID	Stefania Zambelli	ID
4.	Angel Dzhabazki	ECR	Andrey Slabakov	ECR
5.	Mara Bizzotto	ID	Gianna Gancia	ID

## Most amended dossiers

Procedure	Title	Number of amendments
1. 2020/2209 (INI)	The protection of persons with disabilities through petitions: lessons learnt	113
2. 2020/2044 (INI)	Report under Rule 227(7) on the deliberations of the Committee on Petitions during the year 2019	109
3. 2021/2678(RSP)	EU-Transparency in the COVID-19 vaccine development, purchase and distribution	94
4. 2020/2133 (INI)	Strengthening transparency and integrity in the EU institutions by setting up an independent EU ethics body	90
5. 2020/2086 (INI)	Implementation of Council Directive 2000/78/EC establishing a general framework for equal treatment in employment and occupation in light of the UNCRPD	56

## Coordinator rankings

Activity			Connectivity			Heterogeneity		
1.	Margrete Auken	Greens/EFA	1.	Alex Agius Saliba	S&D	1.	Yana Toom	RE
2.	Alex Agius Saliba	S&D	2.	Kosma Złotowski	ECR	2.	Margrete Auken	Greens/EFA
3.	Gianna Gancia	ID	3.	Yana Toom	RE	3.	Sira Rego	GUE/NGL






# REGI

## Regional development






### ACTIVITY

- 1  François Alfonsi  
Greens/EFA
- 2  Erik Bergkvist  
S&D
- 3  Franc Bogovič  
EPP
- 4  Cristina Maestre Martín  
de Almagro  
S&D
- 5  Daniel Buda  
EPP

### CONNECTIVITY

- 1  Cristina Maestre Martín  
de Almagro  
S&D
- 2  Isabel Carvalhais  
S&D
- 3  Nora Mebarek  
S&D
- 4  Laurence Farreng  
RE
- 5  Irène Tolleret  
RE

### HETEROGENEITY

- 1  Krzysztof Hetman  
EPP
- 2  François Alfonsi  
Greens/EFA
- 3  Rosa d'Amato  
NI
- 4  Simone Schmiedtbauer  
EPP
- 5  Lena Düpont  
EPP

## Key Findings

In the second year of the 9th EP term 80 distinct MEPs from 23 Member States tabled 2,351 amendments in the Regional Development (REGI) Committee. Out of these, 1,364 were cosponsored by two or more MEPs.

REGI Committee MEPs tabled most of their amendments to INI procedures (1,198), followed by COD (1045).

The most amended dossier was "Guidelines for trans-European energy infrastructure", followed by "Brexit Adjustment Reserve".

The EP Group affiliations had comparatively high influence on the cosponsoring behavior of MEPs. The REGI takes the 1st position in the Committee ranking regarding the influence of group affiliation on cosponsoring behavior.

The most active MEP of the Committee was François Alfonsi (Greens/EFA), who cosponsored 115 amendments with 2 distinct cosponsors.

The most connected MEP of the Committee was Cristina Maestre Martín de Almagro (S&D), who cosponsored 317 amendments with 18 partners.

Krzysztof Hetman (EPP) had the most diverse set of cosponsoring partnerships, sponsoring 61 amendments with 11 distinct partners.


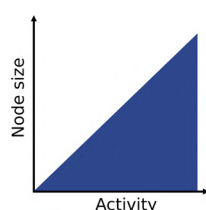
The most active coordinator was Martina Michels (GUE/NGL), the most connected was Constanze Krehl (S&D), while the most ideologically heterogeneous was Raffaele Fitto (ECR).

## Overview

### LEGEND



- 1 François Alfonsi
- 2 Lena Düpont
- 3 Rosa D'Amato
- 4 Krzysztof Hetman
- 5 Franc Bogovič
- 6 Daniel Buda
- 7 Erik Bergkvist
- 8 Irène Tolleret
- 9 Laurence Farreng
- 10 Simone Schmiedtbauer
- 11 Cristina Maestre Martín de Almagro
- 12 Isabel Carvalhais
- 13 Nora Mebarek



## Strongest cosponsoring relations amongst committee members

MEPs			MEPs		
1.	Cristina Maestre Martín de Almagro	S&D	Isabel Carvalhais	S&D	
2.	Cláudia Monteiro De Aguiar	EPP	Álvaro Amaro	EPP	
3.	Raffaele Fitto	ECR	Andželika Anna Mozdżanowska	ECR	
4.	Elżbieta Kruk	ECR	Andželika Anna Mozdżanowska	ECR	
5.	Irène Tolleret	RE	Sandro Gozi	RE	

## Most amended dossiers

Procedure	Title	Number of amendments
1. 2020/0360 (COD)	Guidelines for trans-European energy infrastructure	361
2. 2020/0380 (COD)	Establishing the Brexit Adjustment Reserve	322
3. 2020/2039 (INI)	Reversing demographic trends in EU regions using cohesion policy instruments	288
4. 2020/0104 (COD)	Recovery and Resilience Facility	247
5. 2020/2074 (INI)	Cohesion Policy and regional environment strategies in the fight against climate change	221

## Coordinator rankings

Activity			Connectivity			Heterogeneity		
1.	Martina Michels	GUE/NGL	1.	Constanze Krehl	S&D	1.	Raffaele Fitto	ECR
2.	Raffaele Fitto	ECR	2.	Ondřej Knotek	RE	2.	Constanze Krehl	S&D
3.	Ondřej Knotek	RE	3.	Raffaele Fitto	ECR	3.	Martina Michels	GUE/NGL

# TRAN

Transport and tourism






## ACTIVITY

1		Jutta Paulus Greens/EFA
2		Carles Puigdemont i Casamajó NI
3		Maria Grapini S&D
4		Elżbieta Katarzyna Łukaci- jewska EPP
5		Tilly Metz Greens/EFA

## CONNECTIVITY

1		Jan-Christoph Oetjen RE
2		Marian-Jean Marinescu EPP
3		Izaskun Bilbao Barandica RE
4		Elsi Katainen RE
5		Caroline Nagtegaal RE

## HETEROGENEITY

1		Valter Flego RE
2		Roberts Zile ECR
3		Jan-Christoph Oetjen RE
4		João Ferreira GUE/NGL
5		Karima Delli Greens/EFA

## Key Findings

In the second year of the 9th EP term 112 distinct MEPs from 23 Member States tabled 6,667 amendments in the Transport and Tourism (TRAN) Committee. Out of these, 2,997 were cosponsored by two or more MEPs.

TRAN Committee MEPs tabled most of their amendments to INI procedures (3,931), followed by COD (2,530).

The most amended dossier was "Implementation of the Single European Sky", followed by "Sustainable and Smart Mobility Strategy".

The EP Group affiliations had comparatively high influence on the cosponsoring behavior of MEPs. The TRAN takes the 3rd position in the Committee ranking regarding the influence of group affiliation on cosponsoring behavior.

The most active MEP of the Committee was Jutta Paulus (Greens/EFA), who cosponsored 255 amendments with 8 distinct cosponsors.

The most connected MEP of the Committee was Jan-Christoph Oetjen (RE), who cosponsored 554 amendments with 17 partners.

Valter Flego (RE) had the most diverse set of cosponsoring partnerships, sponsoring 40 amendments with 10 distinct partners.

The most active coordinator was Ciarán Cuffe (Greens/EFA), the most connected was Marian-Jean Marinescu (EPP), while the most ideologically heterogeneous was Roberts Zile (ECR).

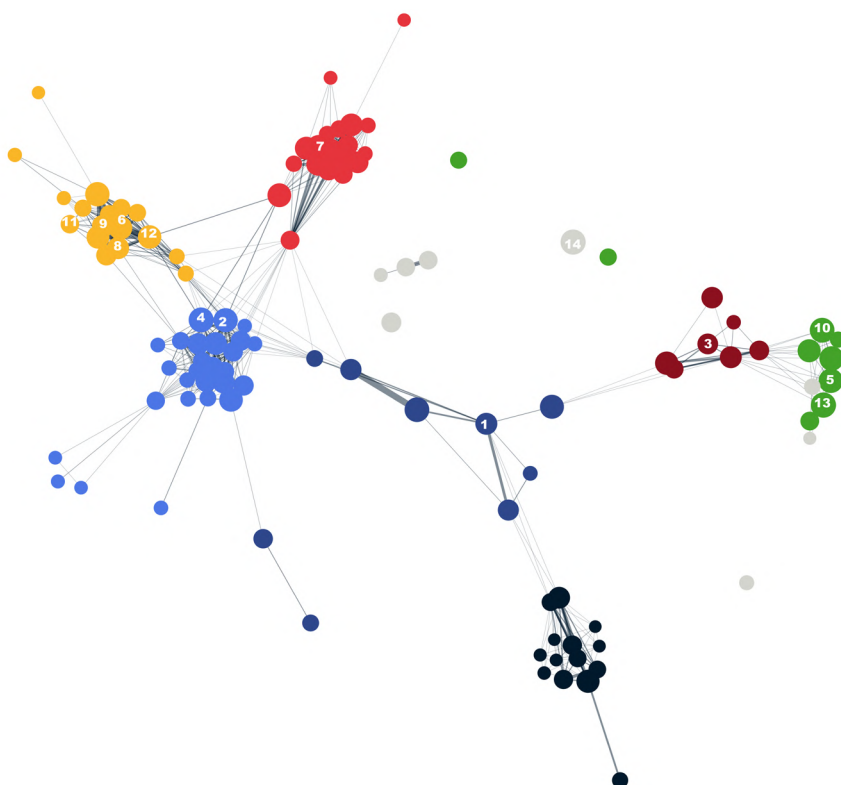
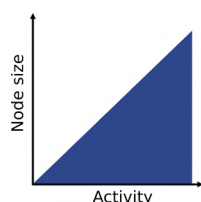


## Overview

### LEGEND



- 1 Roberts Zile
- 2 Marian-Jean Marinescu
- 3 João Ferreira
- 4 Elżbieta Katarzyna Łukacijewska
- 5 Karima Delli
- 6 Izaskun Bilbao Barandica
- 7 Maria Grapini
- 8 Caroline Nagtegaal
- 9 Elsi Katainen
- 10 Tilly Metz
- 11 Valter Flego
- 12 Jan-Christoph Oetjen
- 13 Jutta Paulus
- 14 Carles Puigdemont i Casamajó



## Strongest cosponsoring relations amongst committee members

MEPs			MEPs		
1.	Tomasz Piotr Poręba	ECR	Kosma Złotowski		ECR
2.	Marian-Jean Marinescu	EPP	Elżbieta Katarzyna Łukacijewska		EPP
3.	Izaskun Bilbao Barandica	RE	Jan-Christoph Oetjen		RE
4.	Elsi Katainen	RE	Jan-Christoph Oetjen		RE
5.	Laura Ferrara	NI	Mario Furore		NI

## Most amended dossiers

Procedure	Title		Number of amendments
1. 2013/0186 (COD)	Proposal for a regulation of the European Parliament and of the Council on the implementation of the Single European Sky		915
2. 2021/2046 (INI)	Sustainable and Smart Mobility Strategy		828
3. 2020/2038 (INI)	Establishing an EU Strategy for Sustainable Tourism		452
4. 2019/2192 (INI)	Revision of the Trans-European Transport Network guidelines		403
5. 2020/0104 (COD)	Recovery and Resilience Facility		290

## Coordinator rankings


Activity			Connectivity			Heterogeneity		
1.	Ciarán Cuffe	Greens/EFA	1.	Marian-Jean Marinescu	EPP	1.	Roberts Zile	ECR
2.	Marian-Jean Marinescu	EPP	2.	José Ramón Bauzá Díaz	RE	2.	José Ramón Bauzá Díaz	RE
3.	Elena Kountoura	GUE/NGL	3.	Johan Danielsson	S&D	3.	Elena Kountoura	GUE/NGL

## 4. EP Group profiles



# EPP

## ACTIVITY

- 1  Sirpa Pietikäinen  
FINLAND
- 2  Markus Ferber  
GERMANY
- 3  Michal Wiezik  
SLOVAKIA
- 4  Miriam Lexmann  
SLOVAKIA
- 5  Daniel Buda  
ROMANIA

## CONNECTIVITY

- 1  Maria Da Graça  
Carvalho  
PORTUGAL
- 2  Frances Fitzgerald  
IRELAND
- 3  Marian-Jean Marinescu  
ROMANIA
- 4  Cindy Franssen  
BELGIUM
- 5  Michal Wiezik  
SLOVAKIA

## HETEROGENEITY

- 1  Michal Wiezik  
SLOVAKIA
- 2  Sirpa Pietikäinen  
FINLAND
- 3  Dennis Radtke  
GERMANY
- 4  Siegfried Mureşan  
ROMANIA
- 5  Frances Fitzgerald  
IRELAND

## Key Findings

In the second year of the 9th EP term 166 unique MEPs from the European People's Party (EPP), from 26 Member States sponsored 21,074 amendments. Out of these amendments, 3,655 were cosponsored by two or more MEPs.

The most frequent cosponsoring partner of the EPP was RE, followed by S&D.

Most amendments of EPP MEPs were tabled to INI files (12,104 amendments), followed by COD files (6,304 amendments).

On the list of most active EP Groups, the EPP takes the 3rd position. The most active MEP of the Group was Sirpa Pietikäinen (Finland) who sponsored 1,160 amendments with a total of 87 cosponsoring partners.

On the list of the most connected EP Groups, the EPP Group takes the 4th position. The most connected MEP of the Group was Maria Da Graça Carvalho (Portugal) who sponsored 782 amendments with 98 partners.

On the list of the most heterogeneous EP Groups, the EPP Group takes the 4th position.

The most amended dossier of the EPP Group was "Recovery and Resilience Facility", followed by "A Farm to Fork Strategy for a fair, healthy, and environmentally friendly food system".

Members of EPP Group were most active in the ENVI Committee, followed by ITRE and AFET. 43.18 % of all sponsorships were in these three committees.

The most active national delegation was Finland, the most connected and the most ideologically heterogeneous was Belgium.



## Most amended dossiers

Procedure	Title	Number of amendments
1. 2020/0104 (COD)	Recovery and Resilience Facility	1155
2. 2020/2260 (INI)	A Farm to Fork Strategy for a fair, healthy, and environmentally friendly food system	985
3. 2020/0361 (COD)	Single Market For Digital Services (Digital Services Act)	559
4. 2020/2273 (INI)	EU Biodiversity Strategy for 2030: Bringing nature back into our lives	555
5. 2020/2077 (INI)	New Circular Economy Action Plan	476

Most significant partner EP groups  
(total connection strength)

EP Group	Connection strength
1. RE	588,80
2. S&D	587,09
3. ECR	279,10

## In which committees EPP MEPs were most active

Committee	Sponsorships
1. ENVI	7793
2. ITRE	6935
3. AFET	5486

## Strongest cosponsoring relations among the MEPs of the EP group

MEPs				
1.	Francisco José Millán Mon	Spain	Gabriel Mato	Spain
2.	Isabel Benjumea Benjumea	Spain	Frances Fitzgerald	Ireland
3.	Marian-Jean Marinescu	Romania	Elżbieta Katarzyna Łukacijewska	Poland
4.	Lefteris Christoforou	Cyprus	Tomáš Zdechovský	Czechia
5.	Rosa Estaràs Ferragut	Spain	Loránt Vincze	Romania

## Which MEPs are the bridges to other EP groups?

RE			S&D		ECR	
1.	Michal Wiezik	Slovakia	Siegfried Mureşan	Romania	Annie Schreijer-Pierik	Netherlands
2.	Siegfried Mureşan	Romania	Dennis Radtke	Germany	Andrius Kubilius	Lithuania
3.	Andrius Kubilius	Lithuania	Maria Walsh	Ireland	Sabine Verheyen	Germany
4.	Norbert Lins	Germany	Michal Wiezik	Slovakia	Radan Kanev	Bulgaria
5.	Ioan-Rareş Bogdan	Romania	Loucas Fourlas	Cyprus	Paulo Rangel	Portugal

## Strongest cross-EP group cosponsoring relations

MEP	Member State	Partner	Partner EPG	Partner MS
1. Siegfried Mureşan	Romania	Eider Gardiazabal Rubial	S&D	Spain
2. Siegfried Mureşan	Romania	Dragoş Pîslaru	RE	Romania
3. György Hölvényi	Hungary	Kinga Gál	NI	Hungary
4. Dennis Radtke	Germany	Agnes Jongerius	S&D	Netherlands
5. Andrius Kubilius	Lithuania	Bernard Guetta	RE	France

## Top 5 national delegations

Activity	Connectivity	Heterogeneity
1. Finland	1. Belgium	1. Belgium
2. Slovakia	2. Denmark	2. Finland
3. Denmark	3. Finland	3. Slovakia
4. Sweden	4. Slovakia	4. Denmark
5. Portugal	5. Cyprus	5. Cyprus

# S&D

## ACTIVITY

- 1  Maria Grapini  
ROMANIA
- 2  Isabel García Muñoz  
SPAIN
- 3  Victor Negrescu  
ROMANIA
- 4  Eva Kaili  
GREECE
- 5  Sara Cerdas  
PORTUGAL

## CONNECTIVITY

- 1  Lina Gálvez Muñoz  
SPAIN
- 2  Maria-Manuel Leitão-Marques  
PORTUGAL
- 3  Marc Angel  
LUXEMBOURG
- 4  Milan Brglez  
SLOVENIA
- 5  Alicia Horns Ginell  
SPAIN

## HETEROGENEITY

- 1  Eider Gardiazabal Rubial  
SPAIN
- 2  Jonás Fernández  
SPAIN
- 3  Costas Mavrides  
CYPRUS
- 4  Pedro Marques  
PORTUGAL
- 5  Maria Noichl  
GERMANY

## Key Findings

In the second year of the 9th EP term 146 unique MEPs from the Socialists and Democrats (S&D), from 26 Member States sponsored 18,327 amendments. Out of these amendments, 12,897 were cosponsored by two or more MEPs.

The most frequent cosponsoring partner of the S&D was Greens/EFA, followed by RE.

Most amendments of S&D MEPs were tabled to INI files (9,956 amendments), followed by COD files (5,529 amendments).

On the list of most active EP Groups, the S&D takes the 5th position. The most active MEP of the group was Maria Grapini (Romania) who

sponsored 1,780 amendments with a total of 73 cosponsoring partners.

On the list of the most connected EP Groups, the S&D Group takes the 2nd position. The most connected MEP of the Group was Lina Gálvez Muñoz (Spain) who sponsored 2,044 amendments with 68 partners.

On the list of the most heterogeneous EP Groups, the S&D Group takes the 3rd position.

The most amended dossier of the S&D Group was "Recovery and Resilience Facility", followed by "A Farm to Fork Strategy for a fair, healthy, and environmentally friendly food system".

Members of S&D Group were most active in the EMPL Committee, followed by ITRE and ENVI. 40.55 % of all sponsorships were in these three committees.

The most active, the most connected and the most ideologically heterogeneous national delegation was Luxembourg.



## Most amended dossiers

	Procedure	Title	Number of amendments
1.	2020/0104 (COD)	Recovery and Resilience Facility	795
2.	2020/2260 (INI)	A Farm to Fork Strategy for a fair, healthy, and environmentally friendly food system	634
3.	2020/0361 (COD)	Single Market For Digital Services (Digital Services Act)	463
4.	2020/0360 (COD)	Guidelines for trans-European energy infrastructure	381
5.	2020/0374 (COD)	Contestable and fair markets in the digital sector (Digital Markets Act)	342

Most significant partner EP groups  
(total connection strength)

	EP Group	Connection strength
1.	Greens/EFA	807,86
2.	RE	681,40
3.	GUE/NGL	648,46

## In which committees S&amp;D MEPs were most active

	Committee	Sponsorships
1.	EMPL	13686
2.	ITRE	9341
3.	ENVI	9045

## Strongest cosponsoring relations among the MEPs of the EP group

MEPs				
1.	Alicia Homs Ginel	Spain	Lina Gálvez Muñoz	Spain
2.	Maria Grapini	Romania	Isabel García Muñoz	Spain
3.	Isabel García Muñoz	Spain	Tsvetelina Penkova	Bulgaria
4.	Alicia Homs Ginel	Spain	Estrella Durá Ferrandis	Spain
5.	Alicia Homs Ginel	Spain	Milan Brglez	Slovenia

## Which MEPs are the bridges to other EP groups?

Greens/EFA			RE		GUE/NGL	
1.	Sylvia Spurek	Poland	Eider Gardiazabal Rubial	Spain	Maria Noichl	Germany
2.	Marc Angel	Luxembourg	Robert Biedroń	Poland	Biljana Borzan	Croatia
3.	Maria Noichl	Germany	Maria Noichl	Germany	Sylvia Spurek	Poland
4.	Robert Biedroń	Poland	Dietmar Köster	Germany	Jytte Guteland	Sweden
5.	Maria Arena	Belgium	Evin Incir	Sweden	Milan Brglez	Slovenia

## Strongest cross-EP group cosponsoring relations

	MEP	Member State	Partner	Partner EPG	Partner MS
1.	Eider Gardiazabal Rubial	Spain	Siegfried Mureşan	EPP	Romania
2.	Eider Gardiazabal Rubial	Spain	Dragoş Pîslaru	RE	Romania
3.	Agnes Jongerius	Netherlands	Dennis Radtke	EPP	Germany
4.	Sylvia Spurek	Poland	Gwendoline Delbos-Corfield	Greens/EFA	France
5.	Milan Brglez	Slovenia	Petros Kokkalis	GUE/NGL	Greece

## Top 5 national delegations

Activity	Connectivity	Heterogeneity
1. Luxembourg	1. Luxembourg	1. Luxembourg
2. Finland	2. Slovenia	2. Cyprus
3. Greece	3. Portugal	3. Portugal
4. Portugal	4. Lithuania	4. Slovenia
5. Romania	5. Denmark	5. Finland

## RE

## ACTIVITY

- 1  Nicolae Ștefănuță  
ROMANIA
- 2  Olivier Chastel  
BELGIUM
- 3  Jordi Cañas  
SPAIN
- 4  María Soraya  
Rodríguez Ramos  
SPAIN
- 5  Dragoș Tudorache  
ROMANIA

## CONNECTIVITY

- 1  Olivier Chastel  
BELGIUM
- 2  Hilde Vautmans  
BELGIUM
- 3  Nicolae Ștefănuță  
ROMANIA
- 4  Dragoș Pîslaru  
ROMANIA
- 5  María Soraya Rodríguez  
Ramos  
SPAIN

## HETEROGENEITY

- 1  Dragoș Pîslaru  
ROMANIA
- 2  Klemen Grošelj  
SLOVENIA
- 3  Martin Hojsík  
SLOVAKIA
- 4  Samira Rafaela  
NETHERLANDS
- 5  María Soraya Rodríguez  
Ramos  
SPAIN

## Key Findings

In the second year of the 9th EP term 98 unique MEPs from the Renew Europe (RE), from 22 Member States sponsored 14,208 amendments. Out of these amendments, 11,753 were cosponsored by two or more MEPs.

The most frequent cosponsoring partner of the RE was S&D, followed by EPP.

Most amendments of RE MEPs were tabled to INI files (8,127 amendments), followed by COD files (3,878 amendments).

On the list of most active EP Groups, the RE takes the 4th position. The

most active MEP of the group was Nicolae Ștefănuță (Romania) who sponsored 1,782 amendments with a total of 98 cosponsoring partners.

On the list of the most connected EP Groups, the RE Group takes the 1st position. The most connected MEP of the Group was Olivier Chastel (Belgium) who sponsored 1,894 amendments with 128 partners.

On the list of the most heterogeneous EP Groups, the RE Group takes the 2nd position.

The most amended dossier of the RE Group was "Recovery and Resilience Facility", followed by "A Farm to Fork Strategy for a fair, healthy, and environmentally friendly food system".

Members of RE Group were most active in the AFET Committee, followed by ENVI and EMPL. 39.12 % of all sponsorships were in these three committees.

The most active and the most connected national delegation was Lithuania, and the most ideologically heterogeneous was Slovenia.

## Most amended dossiers

	Procedure	Title	Number of amendments
1.	2020/0104 (COD)	Recovery and Resilience Facility	569
2.	2020/2260 (INI)	A Farm to Fork Strategy for a fair, healthy, and environmentally friendly food system	466
3.	2020/0360 (COD)	Guidelines for trans-European energy infrastructure	446
4.	2020/0361 (COD)	Single Market For Digital Services (Digital Services Act)	435
5.	2020/2273 (INI)	EU Biodiversity Strategy for 2030: Bringing nature back into our lives	415

Most significant partner EP groups  
(total connection strength)

	EP Group	Connection strength
1.	S&D	681,40
2.	EPP	588,79
3.	Greens/EFA	259,16

## In which committees RE MEPs were most active

	Committee	Sponsorships
1.	AFET	8088
2.	ENVI	7958
3.	EMPL	6219

## Strongest cosponsoring relations among the MEPs of the EP group

MEPs				
1.	Ramona Strugariu	Romania	Olivier Chastel	Belgium
2.	Stéphane Séjourné	France	Adrián Vázquez Lázara	Spain
3.	Petras Auštrevičius	Lithuania	Klemen Grošelj	Slovenia
4.	Klemen Grošelj	Slovenia	Christophe Grudler	France
5.	Gilles Boyer	France	Stéphanie Yon-Courtin	France

## Which MEPs are the bridges to other EP groups?

S&D			EPP		Greens/EFA	
1.	Dragoș Pîslaru	Romania	Dragoș Pîslaru	Romania	Liesje Schreinemacher	Netherlands
2.	Hilde Vautmans	Belgium	Martin Hojsík	Slovakia	Hilde Vautmans	Belgium
3.	Irène Tolleret	France	Bernard Guetta	France	Michal Šimečka	Slovakia
4.	Michal Šimečka	Slovakia	Ulrike Müller	Germany	Karen Melchior	Denmark
5.	Karen Melchior	Denmark	Jan-Christoph Oetjen	Germany	Pascal Durand	France

## Strongest cross-EP group cosponsoring relations

	MEP	Member State	Partner	Partner EPG	Partner MS
1.	Dragoș Pîslaru	Romania	Eider Gardiazabal Rubial	S&D	Spain
2.	Dragoș Pîslaru	Romania	Siegfried Mureșan	EPP	Romania
3.	Bernard Guetta	France	Andrius Kubilius	EPP	Lithuania
4.	Martin Hojsík	Slovakia	Michal Wiezik	EPP	Slovakia
5.	Bernard Guetta	France	Anna Fotyga	ECR	Poland

## Top 5 national delegations

Activity	Connectivity	Heterogeneity
1. Lithuania	1. Lithuania	1. Slovenia
2. Romania	2. Belgium	2. Romania
3. Spain	3. Romania	3. Czechia
4. Belgium	4. Slovenia	4. Sweden
5. Slovenia	5. Netherlands	5. Slovakia

# ECR

## ACTIVITY

- 1  Margarita de la Pisa Carrión  
SPAIN
- 2  Jorge Buxadé Villalba  
SPAIN
- 3  Kosma Złotowski  
POLAND
- 4  Anna Zalewska  
POLAND
- 5  Pietro Fiocchi  
ITALY

## CONNECTIVITY

- 1  Anna Fotyga  
POLAND
- 2  Charlie Weimers  
SWEDEN
- 3  Angel Dzhambazki  
BULGARIA
- 4  Hermann Tertsch  
SPAIN
- 5  Assita Kanko  
BELGIUM

## HETEROGENEITY

- 1  Margarita de la Pisa Carrión  
SPAIN
- 2  Angel Dzhambazki  
BULGARIA
- 3  Lucia Ďuriš Nicholsonová  
SLOVAKIA
- 4  Anna Fotyga  
POLAND
- 5  Raffaele Fitto  
ITALY

## Key Findings

In the second year of the 9th EP term 63 unique MEPs from the European Conservatives and Reformists (ECR), from 15 Member States sponsored 9,662 amendments. Out of these amendments, 3,655 were cosponsored by two or more MEPs.

The most frequent cosponsoring partner of the ECR was EPP, followed by ID.

Most amendments of ECR MEPs were tabled to INI files (5,722 amendments), followed by COD files (2,752 amendments).

On the list of most active EP Groups, the ECR takes the 3rd position. The most active MEP of the group was Margarita de la Pisa Carrión

(Spain), who sponsored 1,229 amendments with a total of 36 cosponsoring partners.

On the list of the most connected EP Groups, the ECR Group takes the 5th position. The most connected MEP of the Group was Anna Fotyga (Poland), who sponsored 505 amendments with 38 partners.

On the list of the most heterogeneous EP Groups, the ECR Group takes the 5th position.

The most amended dossier of the ECR Group was "Single Market For Digital Services (Digital Services Act)", followed by "A Farm to Fork Strategy for a fair, healthy, and environmentally friendly food system".

Members of ECR Group were most active in the AFET Committee, followed by ENVI and ITRE. 44.48 % of all sponsorships were in these three committees.

The most active national delegation was Spain, the most connected and the most ideologically heterogeneous was Slovakia.

## Most amended dossiers

Procedure	Title	Number of amendments
1. 2020/0361 (COD)	Single Market For Digital Services (Digital Services Act)	388
2. 2020/2260 (INI)	A Farm to Fork Strategy for a fair, healthy, and environmentally friendly food system	290
3. 2020/0359 (COD)	Measures for a high common level of cybersecurity across the Union	278
4. 2020/0360 (COD)	Guidelines for trans-European energy infrastructure	241
5. 2020/0310 (COD)	Adequate minimum wages in the European Union	187

Most significant partner EP groups  
(total connection strength)

EP Group	Connection strength
1. EPP	279,10
2. ID	217,87
3. RE	152,11

## In which committees ECR MEPs were most active

Committee	Sponsorships
1. AFET	3649
2. ENVI	2023
3. ITRE	1676

## Strongest cosponsoring relations among the MEPs of the EP group

MEPs				
1.	Elżbieta Rafalska	Poland	Beata Szydło	Poland
2.	Anna Zalewska	Poland	Elżbieta Rafalska	Poland
3.	Beata Szydło	Poland	Anna Zalewska	Poland
4.	Tomasz Piotr Poręba	Poland	Kosma Złotowski	Poland
5.	Jadwiga Wiśniewska	Poland	Margarita de la Pisa Carrión	Spain

## Which MEPs are the bridges to other EP groups?

EPP		ID		RE	
1.	Bert-Jan Ruissen	Netherlands	Charlie Weimers	Sweden	Lucia Ďuriš Nicholsonová
2.	Anna Fotyga	Poland	Pietro Fiocchi	Italy	Anna Fotyga
3.	Carlo Fidanza	Italy	Jessica Stegud	Sweden	Dace Melbārde
4.	Lucia Ďuriš Nicholsonová	Slovakia	Michiel Hoogeveen	Netherlands	Witold Jan Waszczykowski
5.	Joanna Kopcińska	Poland	Emmanouil Frangos	Greece	Bert-Jan Ruissen

## Strongest cross-EP group cosponsoring relations

MEP	Member State	Partner	Partner EPG	Partner MS
1. Bert-Jan Ruissen	Netherlands	Annie Schreijer-Pierik	EPP	Netherlands
2. Anna Fotyga	Poland	Bernard Guetta	RE	France
3. Anna Fotyga	Poland	Andrius Kubilius	EPP	Lithuania
4. Charlie Weimers	Sweden	Gunnar Beck	ID	Germany
5. Charlie Weimers	Sweden	Jörg Meuthen	ID	Germany

## Top 5 national delegations

Activity	Connectivity	Heterogeneity
1. Spain	1. Slovakia	1. Slovakia
2. Slovakia	2. Greece	2. Bulgaria
3. Greece	3. Bulgaria	3. Spain
4. Latvia	4. Spain	4. Latvia
5. Belgium	5. Sweden	5. Greece



# ID

## ACTIVITY

- 1  Gunnar Beck  
GERMANY
- 2  Danilo Oscar Lancini  
ITALY
- 3  Christine Anderson  
GERMANY
- 4  Joëlle Mélin  
FRANCE
- 5  Annika Bruna  
FRANCE

## CONNECTIVITY

- 1  Gunnar Beck  
GERMANY
- 2  Joachim Kuhs  
GERMANY
- 3  Thierry Mariani  
FRANCE
- 4  Jörg Meuthen  
GERMANY
- 5  Andrea Caroppo  
ITALY

## HETEROGENEITY

- 1  Laura Huhtasaari  
FINLAND
- 2  Andrea Caroppo  
ITALY
- 3  Jaak Madison  
ESTONIA
- 4  Hélène Laporte  
FRANCE
- 5  Gunnar Beck  
GERMANY

## Key Findings

In the second year of the 9th EP term 71 unique MEPs from the Identity and Democracy (ID), from 10 Member States sponsored 7,242 amendments. Out of these amendments, 4,861 were cosponsored by two or more MEPs.

The most frequent cosponsoring partner of the ID was ECR, followed by EPP.

Most amendments ID MEPs were tabled to INI files (4,024 amendments), followed by COD files (2,502 amendments).

On the list of most active EP Groups, the ID takes the 7th position. The

most active MEP of the group was Gunnar Beck (Germany) who sponsored 767 amendments with a total of 29 cosponsoring partners.

On the list of the most connected EP Groups, the ID Group takes the 6th position. The most connected MEP of the Group was also Gunnar Beck.

On the list of the most heterogeneous EP Groups, the ID Group takes the 7th position.

The most amended dossier of the ID Group was "Guidelines for trans-European energy infrastructure", followed by "Recovery and Resilience Facility".

Members of ID Group were most active in the ENVI Committee, followed by IMCO and AFET. 41.10% of all sponsorships were in these three committees.

The most active and the most ideologically heterogeneous national delegation was Germany, the most connected was Italy.

## Most amended dossiers

	Procedure	Title	Number of amendments
1.	2020/0360 (COD)	Guidelines for trans-European energy infrastructure	380
2.	2020/0104 (COD)	Recovery and Resilience Facility	312
3.	2020/0361 (COD)	Single Market For Digital Services (Digital Services Act)	233
4.	2020/2260 (INI)	A Farm to Fork Strategy for a fair, healthy, and environmentally friendly food system	223
5.	2020/2273 (INI)	EU Biodiversity Strategy for 2030: Bringing nature back into our lives	188

Most significant partner EP groups  
(total connection strength)

	EP Group	Connection strength
1.	ECR	217,87
2.	EPP	69,04
3.	GUE/NGL	4

## In which committees ID MEPs were most active

	Committee	Sponsorships
1.	ENVI	3834
2.	IMCO	2053
3.	AFET	1823

## Strongest cosponsoring relations among the MEPs of the EP group

MEPs				
1.	Virginie Joron	France	Jean-Lin Lacapelle	France
2.	Jérôme Rivière	France	Thierry Mariani	France
3.	Gunnar Beck	Germany	Joachim Kuhs	Germany
4.	Paolo Borchia	Italy	Isabella Tovaglieri	Italy
5.	Catherine Griset	France	Aurelia Beigneux	France

## Which MEPs are the bridges to other EP groups?

ECR		EPP		GUE/NGL	
1.	Jörg Meuthen	Germany	Andrea Caroppo	Italy	Marco Campomenosi
2.	Gunnar Beck	Germany	Simona Baldassarre	Italy	Daniilo Oscar Lancini
3.	Thierry Mariani	France	Thierry Mariani	France	Herve Juvin
4.	Vincenzo Sofo	Italy	Rosanna Conte	Italy	Jean-Lin Lacapelle
5.	Andrea Caroppo	Italy	Massimo Casanova	Italy	Charles Goerens

## Strongest cross-EP group cosponsoring relations

	MEP	Member State	Partner	Partner EPG	Partner MS
1.	Andrea Caroppo	Italy	Salvatore De Meo	EPP	Italy
2.	Gunnar Beck	Germany	Charlie Weimers	ECR	Sweden
3.	Jörg Meuthen	Germany	Charlie Weimers	ECR	Sweden
4.	Thierry Mariani	France	Pietro Fiocchi	ECR	Italy
5.	Andrea Caroppo	Italy	Carlo Fidanza	ECR	Italy

## Top 5 national delegations

Activity	Connectivity	Heterogeneity
1. Germany	1. Italy	1. Germany
2. France	2. Germany	2. Estonia
3. Italy	3. Estonia	3. France
4. Austria	4. Austria	4. Italy
5. Estonia	5. France	5. Finland

# GREENS/EFA

## ACTIVITY

- 1  Viola von Cramon-Taubadel  
GERMANY
- 2  Marie Toussaint  
FRANCE
- 3  Jutta Paulus  
GERMANY
- 4  Mikuláš Peksa  
CZECHIA
- 5  Tilly Metz  
LUXEMBOURG

## CONNECTIVITY

- 1  Marie Toussaint  
FRANCE
- 2  Kim van Sparrentak  
NETHERLANDS
- 3  Gwendoline Delbos-Corfield  
FRANCE
- 4  Tineke Strik  
NETHERLANDS
- 5  Saskia Bricmont  
BELGIUM

## HETEROGENEITY

- 1  Marie Toussaint  
FRANCE
- 2  Katrin Langensiepen  
GERMANY
- 3  Sara Matthieu  
BELGIUM
- 4  Francisco Guerreiro  
PORTUGAL
- 5  Kim van Sparrentak  
NETHERLANDS

## Key Findings

In the second year of the 9th EP term 73 unique MEPs from the Greens/European Free Alliance (Greens/EFA), from 17 Member States sponsored 14,282 amendments. Out of these amendments, 3,253 were co-sponsored by two or more MEPs.

The most frequent cosponsoring partner of the Greens/EFA was S&D followed by GUE/NGL.

Most amendments of Greens/EFA MEPs were tabled to INI files (7,285 amendments), followed by COD files (4,564 amendments).

On the list of most active EP Groups, the Greens/EFA takes the 2nd position. The most active MEP of the group was Viola von Cramon-Taubadel (Germany) who sponsored 741 amendments with a total of 11 cosponsoring partners.

On the list of the most connected EP Groups, the Greens/EFA Group takes the 7th position. The most connected MEP of the Group was Marie Toussaint (France) who sponsored 815 amendments with 36 partners.

On the list of the most heterogeneous EP Groups, the Greens/EFA Group takes the 6th position.

The most amended dossier of the Greens/EFA Group was "Recovery and Resilience Facility", followed by "A Farm to Fork Strategy for a fair, healthy, and environmentally friendly food system".

Members of Greens/EFA Group were most active in the LIBE Committee, followed by ITRE and ENVI. 34.94% of all sponsorships were in these three committees.

The most active national delegation was Luxembourg, the most connected and the most ideologically heterogeneous was Portugal.

## Most amended dossiers

	Procedure	Title	Number of amendments
1.	2020/0104 (COD)	Recovery and Resilience Facility	449
2.	2020/2260 (INI)	A Farm to Fork Strategy for a fair, healthy, and environmentally friendly food system	434
3.	2020/0360 (COD)	Guidelines for trans-European energy infrastructure	430
4.	2020/0361 (COD)	Single Market For Digital Services (Digital Services Act)	365
5.	2021/0048 (NLE)	Joint Undertakings under Horizon Europe	342

Most significant partner EP groups  
(total connection strength)

	EP Group	Connection strength
1.	S&D	807,86
2.	GUE/NGL	640,01
3.	RE	259,16

## In which committees GREENS/EFA MEPs were most active

	Committee	Sponsorships
1.	LIBE	2347
2.	ITRE	1845
3.	ENVI	1546

## Strongest cosponsoring relations among the MEPs of the EP group

MEPs				
1.	Michèle Rivasi	France	Caroline Roose	France
2.	Ernest Urtasun	Spain	Damian Boeselager	Germany
3.	Saskia Bricmont	Belgium	Tineke Strik	Netherlands
4.	Patrick Breyer	Germany	Saskia Bricmont	Belgium
5.	Tineke Strik	Netherlands	Patrick Breyer	Germany

## Which MEPs are the bridges to other EP groups?

S&D			GUE/NGL		RE	
1.	Sergey Lagodinsky	Germany	Marie Toussaint	France	Daniel Freund	Germany
2.	Gwendoline Delbos-Corfield	France	Francisco Guerreiro	Portugal	Terry Reintke	Germany
3.	Marie Toussaint	France	Diana Riba i Giner	Spain	Alice Kuhnke	Sweden
4.	Alice Kuhnke	Sweden	Gwendoline Delbos-Corfield	France	Gwendoline Delbos-Corfield	France
5.	Francisco Guerreiro	Portugal	Tilly Metz	Luxembourg	Sara Matthieu	Belgium

## Strongest cross-EP group cosponsoring relations






	MEP	Member State	Partner	Partner EPG	Partner MS
1.	Marie Toussaint	France	Manon Aubry	GUE/NGL	France
2.	Gwendoline Delbos-Corfield	France	Sylwia Spurek	S&D	Poland
3.	Alexandra Geese	Germany	Sylwia Spurek	S&D	Poland
4.	Kim van Sparrentak	Netherlands	Sylwia Spurek	S&D	Poland
5.	Gwendoline Delbos-Corfield	France	Malin Björk	GUE/NGL	Sweden

## Top 5 national delegations

Activity	Connectivity	Heterogeneity
1. Luxembourg	1. Portugal	1. Portugal
2. Denmark	2. Belgium	2. Luxembourg
3. Czechia	3. Luxembourg	3. Belgium
4. Netherlands	4. Netherlands	4. Netherlands
5. France	5. Spain	5. France

# GUE/NGL




## ACTIVITY

- 1  Marisa Matias  
PORTUGAL
- 2  Clare Daly  
IRELAND
- 3  Manuel Bompard  
FRANCE
- 4  Anne-Sophie Pelletier  
FRANCE
- 5  Emmanuel Maurel  
FRANCE

## CONNECTIVITY

- 1  Manuel Bompard  
FRANCE
- 2  Anja Hazekamp  
NETHERLANDS
- 3  Marisa Matias  
PORTUGAL
- 4  Mick Wallace  
IRELAND
- 5  Nikolaj Villumsen  
DENMARK

## HETEROGENEITY

- 1  Silvia Modig  
FINLAND
- 2  Manuel Bompard  
FRANCE
- 3  Manon Aubry  
FRANCE
- 4  Anja Hazekamp  
NETHERLANDS
- 5  Nikolaj Villumsen  
DENMARK

## Key Findings

In the second year of the 9th EP term 39 unique MEPs from the European United Left/Nordic Green Left (GUE/NGL), from 13 Member States sponsored 10,458 amendments. Out of these amendments, 4,760 were cosponsored by two or more MEPs.

The most frequent cosponsoring partner of the GUE/NGL was S&D, followed by Greens/EFA.

Most amendments of GUE/NGL MEPs were tabled to INI files (5,920 amendments), followed by COD files (2,749 amendments).

On the list of most active EP Groups, the GUE/NGL takes the 1st position. The most active MEP of the group was Marisa Matias (Portugal) who sponsored 1,302 amendments with a total of 61 cosponsoring partners.

On the list of the most connected EP Groups, the GUE/NGL Group takes the 3rd position. The most connected MEP of the Group was Manuel Bompard (France) who sponsored 1,560 amendments with 44 partners.

On the list of the most heterogeneous EP Groups, the GUE/NGL Group takes the 1st position.

The most amended dossier of the GUE/NGL Group was "A Farm to Fork Strategy for a fair, healthy, and environmentally friendly food system", followed by "Single Market For Digital Services (Digital Services Act)".

Members of GUE/NGL Group were most active in the ENVI Committee, followed by ITRE and AFET. 54.59% of all sponsorships were in these three committees.

The most active national delegation was France, the most connected was Netherlands, and the most ideologically heterogeneous was Finland.



## Most amended dossiers

	Procedure	Title	Number of amendments
1.	2020/2260 (INI)	A Farm to Fork Strategy for a fair, healthy, and environmentally friendly food system	449
2.	2020/0361 (COD)	Single Market For Digital Services (Digital Services Act)	361
3.	2020/2129 (INL)	Corporate due diligence and corporate accountability	243
4.	2020/2077 (INI)	New Circular Economy Action Plan	241
5.	2020/2273 (INI)	EU Biodiversity Strategy for 2030: Bringing nature back into our lives	236

Most significant partner EP groups  
(total connection strength)

	EP Group	Connection strength
1.	S&D	648,46
2.	Greens/EFA	640,01
3.	RE	144,41

## In which committees EPP MEPs were most active

	Committee	Sponsorships
1.	ENVI	4497
2.	ITRE	2977
3.	AFET	2235

## Strongest cosponsoring relations among the MEPs of the EP group

MEPs				
1.	Clare Daly	Ireland	Mick Wallace	Ireland
2.	Marisa Matias	Portugal	Manuel Bompard	France
3.	Marisa Matias	Portugal	Cornelia Ernst	Germany
4.	Martin Schirdewan	Germany	Anne-Sophie Pelletier	France
5.	Anja Hazekamp	Netherlands	Mick Wallace	Ireland

## Which MEPs are the bridges to other EP groups?

S&D			Greens/EFA		RE	
1.	Anja Hazekamp	Netherlands	Manon Aubry	France	Helmut Scholz	Germany
2.	Manuel Bompard	France	Malin Björk	Sweden	Anja Hazekamp	Netherlands
3.	Manon Aubry	France	Anja Hazekamp	Netherlands	Nikolaj Villumsen	Denmark
4.	Malin Björk	Sweden	Manuel Bompard	France	Manuel Bompard	France
5.	Silvia Modig	Finland	Eugenia Rodríguez Palop	Spain	Malin Björk	Sweden

## Strongest cross-EP group cosponsoring relations

	MEP	Member State	Partner	Partner EPG	Partner MS
1.	Manon Aubry	France	Marie Toussaint	Greens/EFA	France
2.	Silvia Modig	Finland	Sirpa Pietikäinen	EPP	Finland
3.	Petros Kokkalis	Greece	Milan Brglez	S&D	Slovenia
4.	Malin Björk	Sweden	Gwendoline Delbos-Corfield	Greens/EFA	France
5.	Manuel Bompard	France	Maria Noichl	S&D	Germany

## Top 5 national delegations

Activity	Connectivity	Heterogeneity
1. France	1. Netherlands	1. Finland
2. Portugal	2. Denmark	2. Denmark
3. Czechia	3. Finland	3. Netherlands
4. Ireland	4. Sweden	4. Sweden
5. Netherlands	5. Belgium	5. Belgium

## 5. Member State profiles



# AUSTRIA






## ACTIVITY

- 1  Lukas Mandl  
EPP
- 2  Monika Vana  
GREENS/EFA
- 3  Roman Haider  
ID
- 4  Andreas Schieder  
S&D
- 5  Alexander Bernhuber  
EPP

## CONNECTIVITY

- 1  Andreas Schieder  
S&D
- 2  Evelyn Regner  
S&D
- 3  Hannes Heide  
S&D
- 4  Claudia Gamon  
RE
- 5  Lukas Mandl  
EPP

## HETEROGENEITY

- 1  Andreas Schieder  
S&D
- 2  Lukas Mandl  
EPP
- 3  Barbara Thaler  
EPP
- 4  Evelyn Regner  
S&D
- 5  Simone Schmiedtbauer  
EPP

## Key Findings

During the second year of the European Parliament's 9th term 19 MEPs from Austria tabled 5,763 amendments. Out of these amendments, 4,954 were cosponsored by two or more MEPs.

Austria takes the 22nd position on the list of most active Member States.

The most active Austrian MEP was Lukas Mandl (EPP) who tabled 415 amendments with a total of 62 cosponsoring partners.

Austria takes the 17th position on the list of most connected Member States.

The most connected Austrian MEP in the second year of the current EP term was Andreas Schieder (S&D), who sponsored 837 amendments and worked together with 74 cosponsors.

Austria's most frequent cosponsor Member State was Germany, followed by Italy.

Austrian MEPs tabled the most amendments to the "A Farm to Fork Strategy for a fair, healthy, and environmentally friendly food system" legislative dossier.

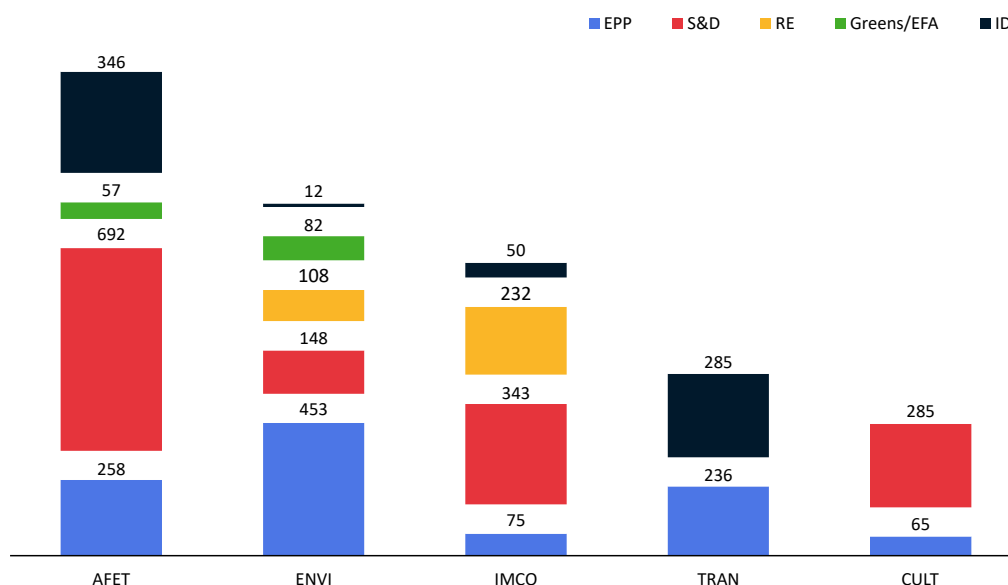
Most amendments of Austrian MEPs were tabled to INI files (3,933 amendments), followed by COD files (1,397 amendments).

MEPs from Austria were most active in the AFET, followed by the ENVI and IMCO Committees. 48.60 percent of all amendments tabled by Austrian MEPs were tabled in these three committees.

## Most amended dossiers

	Procedure	Title	Number of amendments
1.	2020/2260 (INI)	A Farm to Fork Strategy for a fair, healthy, and environmentally friendly food system	426
2.	2020/0374 (COD)	Contestable and fair markets in the digital sector (Digital Markets Act)	245
3.	2020/0361 (COD)	Single Market For Digital Services (Digital Services Act)	166
4.	2020/2129 (INL)	Corporate due diligence and corporate accountability	155
5.	2020/0108 (COD)	Establishing the InvestEU Programme	145

## In which EP Committees were the MEPs most active? (number of sponsorships)



## Most significant Member State partners (total connection strength)

	Member State	EPP	RE	S&D	Green/EFA	GUE/NGL	ECR	ID	NI	Total
1.	Germany	373,2	248,3	52,0	0,0	2,4	18,1	201,4	0,0	895,3
2.	Italy	82,7	227,1	14,7	2,0	0,0	0,0	218,9	7,5	553,1
3.	Spain	68,6	318,2	53,5	1,2	0,0	5,6	0,0	0,0	447,1
4.	France	41,9	112,9	102,4	0,0	0,5	9,7	134,9	0,0	402,4
5.	Portugal	50,2	218,1	0,0	0,0	1,1	0,4	0,0	0,0	269,9

## Which MEPs are the bridges to other Member States?

	Germany		Italy		Spain	
1.	Harald Vilimsky	ID	Roman Haider	ID	Hannes Heide	S&D
2.	Alexander Bernhuber	EPP	Evelyn Regner	S&D	Evelyn Regner	S&D
3.	Simone Schmiedtbauer	EPP	Harald Vilimsky	ID	Andreas Schieder	S&D
4.	Andreas Schieder	S&D	Andreas Schieder	S&D	Claudia Gamon	RE
5.	Evelyn Regner	S&D	Hannes Heide	S&D	Bettina Vollath	S&D






## Strongest cross-country cosponsoring relations

	MEP		Partner		Member State
1.	Monika Vana	Greens/EFA	Kira Marie Peter-Hansen	Greens/EFA	Denmark
2.	Harald Vilimsky	ID	Bernhard Zimniok	ID	Germany
3.	Sarah Wiener	Greens/EFA	Tilly Metz	Greens/EFA	Luxembourg
4.	Harald Vilimsky	ID	Jaak Madison	ID	Estonia
5.	Andreas Schieder	S&D	Tanja Fajon	S&D	Slovenia



# BELGIUM

## ACTIVITY

- 1  Olivier Chastel  
RE
- 2  Saskia Bricmont  
GREENS/EFA
- 3  Johan Van Overtveldt  
ECR
- 4  Assita Kanko  
ECR
- 5  Hilde Vautmans  
RE

## CONNECTIVITY

- 1  Olivier Chastel  
RE
- 2  Hilde Vautmans  
RE
- 3  Frédérique Ries  
RE
- 4  Maria Arena  
S&D
- 5  Cindy Franssen  
EPP

## HETEROGENEITY

- 1  Cindy Franssen  
EPP
- 2  Olivier Chastel  
RE
- 3  Frédérique Ries  
RE
- 4  Hilde Vautmans  
RE
- 5  Sara Matthieu  
GREENS/EFA

## Key Findings

During the second year of the European Parliament's 9th term 23 MEPs from Belgium tabled 8,576 amendments. Out of these amendments, 7,385 were cosponsored by two or more MEPs.

Belgium takes the 13th position on the list of most active Member States.

The most active Belgian MEP was Olivier Chastel (RE) who tabled 1,894 amendments with a total of 128 cosponsoring partners.

Belgium takes the 10th position on the list of most connected Member States.

The most connected Belgian MEP in the second year of the current EP term was Olivier Chastel (RE).

Belgium's most frequent cosponsor Member State was France, followed by Germany.

Belgian MEPs tabled the most amendments to the "New Circular Economy Action Plan" legislative dossier.

Most amendments of Belgian MEPs were tabled to INI files (5,017 amendments), followed by COD files (1,815 amendments).

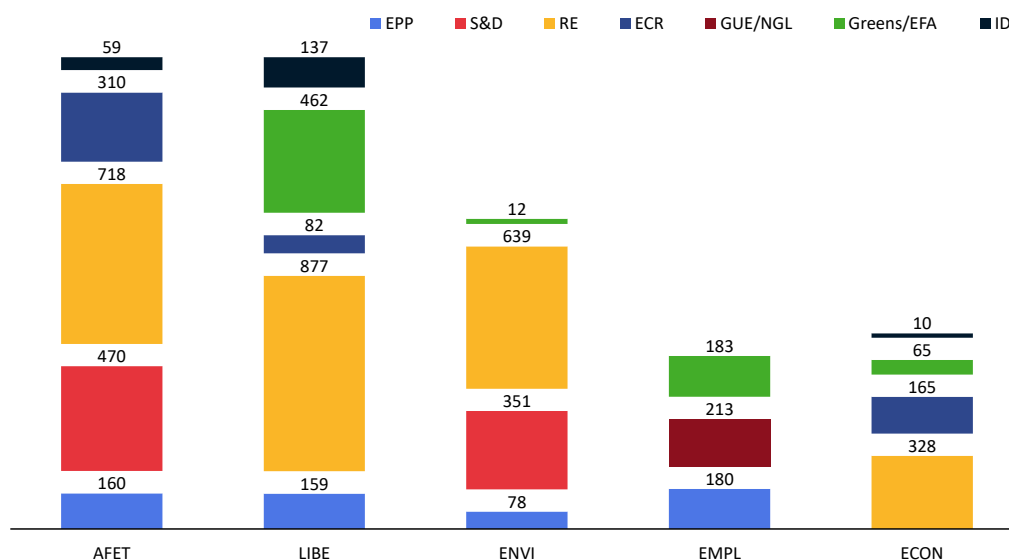
MEPs from Belgium were most active in the AFET, followed by the LIBE and ENVI Committees. 51.48 percent of all amendments tabled by Belgian MEPs were tabled in these three committees.



## Most amended dossiers

	Procedure	Title	Number of amendments
1.	2020/2077 (INI)	New Circular Economy Action Plan	309
2.	2020/0104 (COD)	Establishing a Recovery and Resilience Facility	278
3.	2020/2273 (INI)	EU Biodiversity Strategy for 2030: Bringing nature back into our lives	265
4.	2020/2208 (INI)	Human Rights and Democracy in the World 2019	254
5.	2020/2260 (INI)	A Farm to Fork Strategy for a fair, healthy, and environmentally friendly food system	244

## In which EP Committees were the MEPs most active? (number of sponsorships)



## Most significant Member State partners (total connection strength)

	Member State	EPP	RE	S&D	Green/EFA	GUE/NGL	ECR	ID	NI	Total
1.	France	17,72	96,90	927,55	0,00	141,60	46,31	32,86	0,00	1262,94
2.	Germany	311,40	134,50	192,76	0,93	69,15	209,82	35,28	0,00	953,84
3.	Spain	53,80	221,02	431,76	39,79	79,62	5,67	0,00	0,00	831,67
4.	Romania	32,39	84,19	678,31	27,00	0,00	0,00	0,00	0,00	821,89
5.	Netherlands	43,49	46,51	312,88	20,48	2,13	141,32	0,00	0,00	566,82

## Which MEPs are the bridges to other Member States?

	France		Germany		Spain	
1.	Olivier Chastel	RE	Saskia Bricmont	Greens/EFA	Hilde Vautmans	RE
2.	Hilde Vautmans	RE	Olivier Chastel	RE	Frédérique Ries	RE
3.	Frédérique Ries	RE	Pascal Arimont	EPP	Olivier Chastel	RE
4.	Marc Botenga	GUE/NGL	Hilde Vautmans	RE	Maria Arena	S&D
5.	Maria Arena	S&D	Maria Arena	S&D	Marc Botenga	GUE/NGL

## Strongest cross-country cosponsoring relations

	MEP		Partner		Member State
1.	Olivier Chastel	RE	Ramona Strugariu	RE	Romania
2.	Saskia Bricmont	Greens/EFA	Tineke Strik	Greens/EFA	Netherlands
3.	Saskia Bricmont	Greens/EFA	Patrick Breyer	Greens/EFA	Germany
4.	Olivier Chastel	RE	Alin Mituta	RE	Romania
5.	Olivier Chastel	RE	Gilles Boyer	RE	France

# BULGARIA

## ACTIVITY

1		Radan Kanev EPP
2		Ivo Hristov S&D
3		Tsvetelina Penkova S&D
4		Petar Vitanov S&D
5		Angel Dzhambazki ECR

## CONNECTIVITY

1		Ivo Hristov S&D
2		Petar Vitanov S&D
3		Tsvetelina Penkova S&D
4		Atidzhe Alieva-Veli RE
5		Radan Kanev EPP

## HETEROGENEITY

1		Radan Kanev EPP
2		Angel Dzhambazki ECR
3		Atidzhe Alieva-Veli RE
4		Ilhan Kyuchyuk RE
5		Iskra Mihaylova RE

## Key Findings

During the second year of the European Parliament's 9th term 17 MEPs from Bulgaria tabled 6,395 amendments. Out of these amendments, 5,830 were cosponsored by two or more MEPs.

Bulgaria takes the 19th position on the list of most active Member States.

The most active Bulgarian MEP was Radan Kanev (EPP) who tabled 700 amendments with a total of 47 cosponsoring partners.

Bulgaria takes the 11st position on the list of most connected Member States.

The most connected Bulgarian MEP in the second year of the current EP term was Ivo Hristov (S&D), who sponsored 1,303 amendments and worked together with 54 cosponsors.

Bulgaria's most frequent cosponsor Member State was Romania, followed by Spain.

Bulgarian MEPs tabled the most amendments to the "A Farm to Fork Strategy for a fair, healthy, and environmentally friendly food system" legislative dossier.

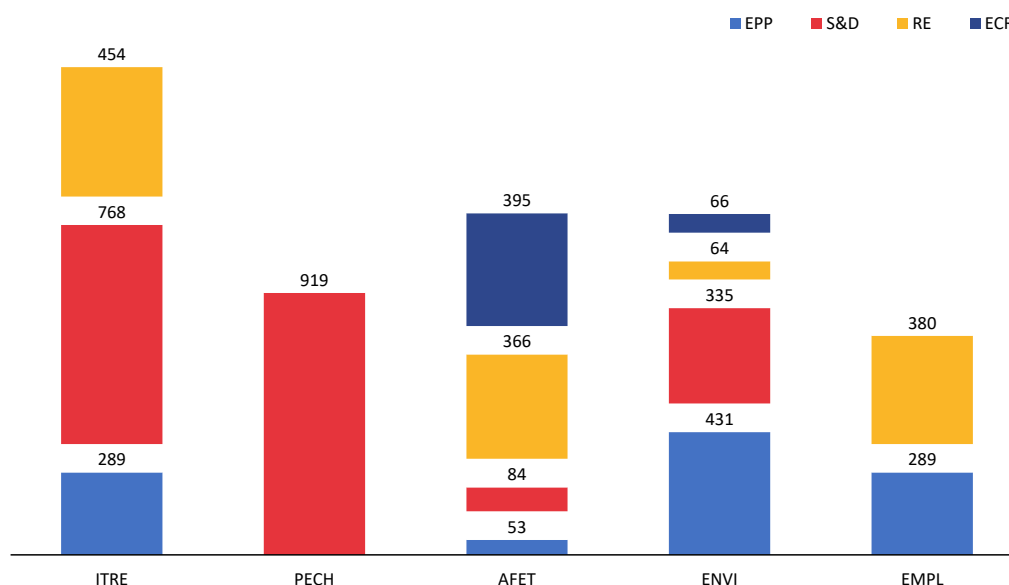
Most amendments of Bulgarian MEPs were tabled to INI files (3,638 amendments), followed by COD files (1,611 amendments).

MEPs from Bulgaria were most active in the ITRE, followed by the PECH and AFET Committees. 47.12 percent of all amendments tabled by Bulgarian MEPs were tabled in these three committees.

## Most amended dossiers

	Procedure	Title	Number of amendments
1.	2020/2260 (INI)	A Farm to Fork Strategy for a fair, healthy, and environmentally friendly food system	276
2.	2020/2140 (DEC)	2019 discharge: General budget of the EU - European Commission	259
3.	2020/0359 (COD)	Measures for a high common level of cybersecurity across the Union	253
4.	2020/2273 (INI)	EU Biodiversity Strategy for 2030: Bringing nature back into our lives	232
5.	2021/0048 (NLE)	Establishing the Joint Undertakings under Horizon Europe	190

## In which EP Committees were the MEPs most active? (number of sponsorships)



## Most significant Member State partners (total connection strength)

	Member State	EPP	RE	S&D	Green/EFA	GUE/NGL	ECR	ID	NI	Total
1.	Romania	108,70	630,71	196,37	22,00	0,00	0,00	0,00	0,00	957,77
2.	Spain	88,71	542,79	156,91	88,62	0,88	0,25	0,00	0,00	878,16
3.	Portugal	55,81	518,16	0,00	0,00	0,00	1,57	0,00	0,00	575,54
4.	France	48,35	41,16	371,60	0,00	1,56	0,26	0,00	0,00	462,93
5.	Poland	79,77	77,76	0,00	218,92	0,00	0,00	0,00	0,00	376,45

## Which MEPs are the bridges to other Member States?

	Romania		Spain		Portugal	
1.	Tsvetelina Penkova	S&D	Ivo Hristov	S&D	Ivo Hristov	S&D
2.	Ivo Hristov	S&D	Tsvetelina Penkova	S&D	Petar Vitanov	S&D
3.	Petar Vitanov	S&D	Petar Vitanov	S&D	Tsvetelina Penkova	S&D
4.	Atidzhe Alieva-Veli	RE	Angel Dzhambazki	ECR	Radan Kanev	EPP
5.	Ilhan Kyuchyuk	RE	Eva Maydell	EPP	Elena Yoncheva	S&D

## Strongest cross-country cosponsoring relations

	MEP		Partner		Member State
1.	Tsvetelina Penkova	S&D	Isabel García Muñoz	S&D	Spain
2.	Ivo Hristov	S&D	Carmen Avram	S&D	Romania
3.	Ivo Hristov	S&D	Isabel Carvalhais	S&D	Portugal
4.	Tsvetelina Penkova	S&D	Sándor Rónai	S&D	Hungary
5.	Petar Vitanov	S&D	Maria Grapini	S&D	Romania

# CROATIA

## ACTIVITY

- 1  Željana Zovko  
EPP
- 2  Tonino Picula  
S&D
- 3  Sunčana Glavak  
EPP
- 4  Predrag Fred Matić  
S&D
- 5  Karlo Ressler  
EPP

## CONNECTIVITY

- 1  Predrag Fred Matić  
S&D
- 2  Biljana Borzan  
S&D
- 3  Tonino Picula  
S&D
- 4  Romana Jerković  
S&D
- 5  Željana Zovko  
EPP

## HETEROGENEITY

- 1  Tonino Picula  
S&D
- 2  Ruža Tomašić  
ECR
- 3  Predrag Fred Matić  
S&D
- 4  Tomislav Sokol  
EPP
- 5  Željana Zovko  
EPP

## Key Findings

During the second year of the European Parliament's 9th term 12 MEPs from Croatia tabled 3,070 amendments. Out of these amendments, 2,513 were cosponsored by two or more MEPs.

Croatia takes the 24th position on the list of most active Member States.

The most active Croatian MEP was Željana Zovko (EPP), who tabled 582 amendments with a total of 50 cosponsoring partners.

Croatia takes the 23rd position on the list of most connected Member States.

The most connected Croatian MEP in the second year of the current EP term was Predrag Fred Matić (S&D), who sponsored 724 amendments and worked together with 64 cosponsors.

Croatia's most frequent cosponsor Member State was Spain, followed by Portugal.

Croatia MEPs tabled the most amendments to the "A Farm to Fork Strategy for a fair, healthy, and environmentally friendly food system" legislative dossier.

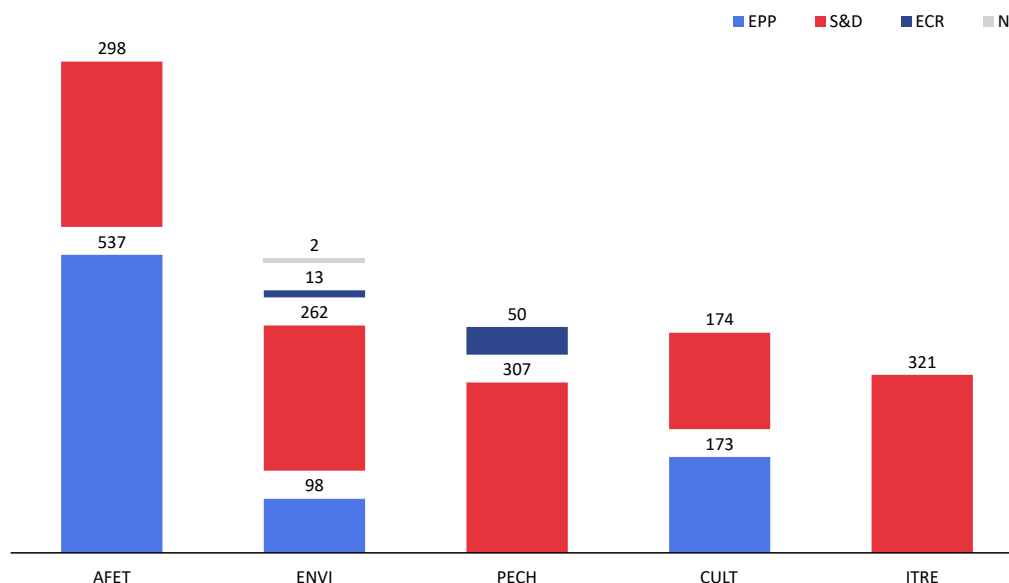
Most amendments of Croatian MEPs were tabled to INI files (2,333 amendments), followed by COD files (570 amendments).

MEPs from Croatia were most active in the AFET followed by the ENVI and PECH Committees. 50.78 percent of all amendments tabled by Croatian MEPs were tabled in these three committees.

## Most amended dossiers

	Procedure	Title	Number of amendments
1.	2020/2260 (INI)	A Farm to Fork Strategy for a fair, healthy, and environmentally friendly food system	351
2.	2020/0361 (COD)	Single Market For Digital Services (Digital Services Act)	155
3.	2020/2077 (INI)	New Circular Economy Action Plan	117
4.	2020/0359 (COD)	Measures for a high common level of cybersecurity across the Union	115
5.	2019/2159 (INI)	Challenges and opportunities for the fishing sector in the Black Sea	103

## In which EP Committees were the MEPs most active? (number of sponsorships)



## Most significant Member State partners (total connection strength)

	Member State	EPP	RE	S&D	Green/EFA	GUE/NGL	ECR	ID	NI	Total
1.	Spain	26,97	342,22	6,36	8,29	4,50	0,31	0,00	0,00	388,65
2.	Portugal	13,29	240,65	0,00	0,00	0,00	11,69	0,00	0,00	265,63
3.	Romania	32,65	193,84	0,00	0,00	0,00	0,00	0,00	0,00	226,49
4.	Italy	0,07	145,81	4,14	6,35	0,00	0,00	3,22	6,07	165,66
5.	Germany	54,37	94,94	2,63	0,00	0,92	3,56	0,00	0,00	156,42

## Which MEPs are the bridges to other Member States?

	Spain		Portugal		Romania	
1.	Predrag Fred Matić	S&D	Predrag Fred Matić	S&D	Predrag Fred Matić	S&D
2.	Romana Jerković	S&D	Romana Jerković	S&D	Tonino Picula	S&D
3.	Biljana Borzan	S&D	Biljana Borzan	S&D	Biljana Borzan	S&D
4.	Tonino Picula	S&D	Tonino Picula	S&D	Romana Jerković	S&D
5.	Željana Zovko	EPP	Tomislav Sokol	EPP	Tomislav Sokol	EPP

## Strongest cross-country cosponsoring relations

	MEP		Partner		Member State
1.	Tonino Picula	S&D	Andreas Schieder	S&D	Austria
2.	Tonino Picula	S&D	Tanja Fajon	S&D	Slovenia
3.	Predrag Fred Matić	S&D	Manuel Pizarro	S&D	Portugal
4.	Tonino Picula	S&D	Juozas Olekas	S&D	Lithuania
5.	Predrag Fred Matić	S&D	Ivo Hristov	S&D	Bulgaria




# CYPRUS

## ACTIVITY

1		Costas Mavrides S&D
2		Lefteris Christoforou EPP
3		Demetris Papadakis S&D
4		Giorgos Georgiou GUE/NGL
5		Loucas Fourlas EPP

## CONNECTIVITY

1		Costas Mavrides S&D
2		Demetris Papadakis S&D
3		Lefteris Christoforou EPP
4		Loucas Fourlas EPP
5		Giorgos Georgiou GUE/NGL

## HETEROGENEITY

1		Costas Mavrides S&D
2		Lefteris Christoforou EPP
3		Demetris Papadakis S&D
4		Giorgos Georgiou GUE/NGL
5		Loucas Fourlas EPP

## Key Findings

During the second year of the European Parliament's 9th term 6 MEPs from Cyprus tabled 1,639 amendments. Out of these amendments, 1,603 were cosponsored by two or more MEPs.

Cyprus takes the 27th position on the list of most active Member States.

The most active Cypriot MEP was Costas Mavrides (S&D), who tabled 480 amendments with a total of 65 cosponsoring partners.

Bulgaria takes the 13th position on the list of most connected Member States.

The most connected Cypriot MEP in the second year of the current EP term was Costas Mavrides (S&D).

Cyprus' most frequent cosponsor Member State was Spain, followed by Greece.

Cypriot MEPs tabled the most amendments to the "Report on the "2019-2020 Commission Reports on Turkey" legislative dossier.

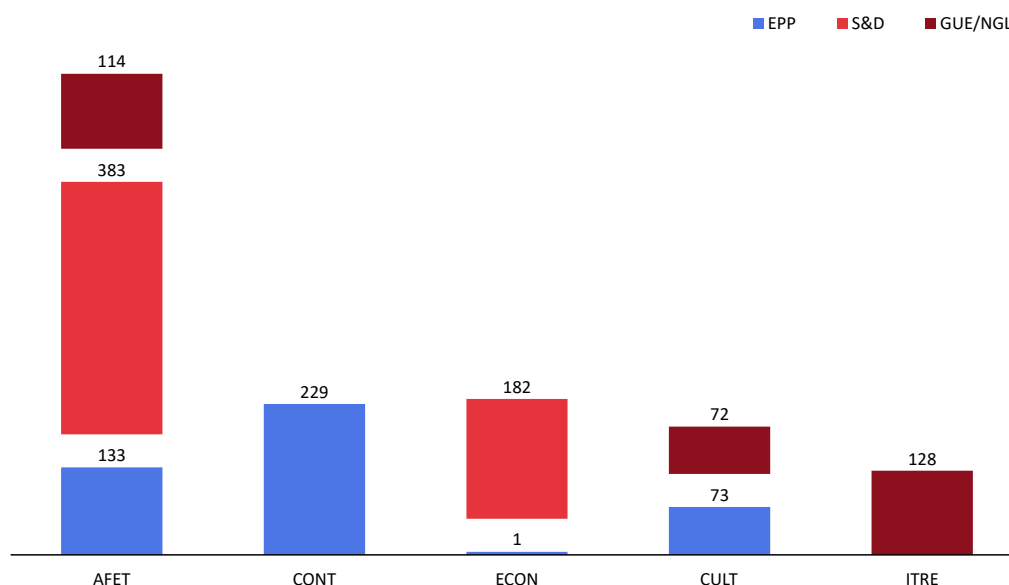
Most amendments of Cypriot MEPs were tabled to INI files (1,003 amendments), followed by COD files (285 amendments).

MEPs from Cyprus were most active in the AFET, followed by the CONT and ECON Committees. 61.66 percent of all amendments tabled by Cypriot MEPs were tabled in these three committees.

## Most amended dossiers

	Procedure	Title	Number of amendments
1.	2019/2176 (INI)	Report on the 2019-2020 Commission Reports on Turkey	158
2.	2020/0104 (COD)	Recovery and Resilience Facility	142
3.	2020/2260 (INI)	A Farm to Fork Strategy for a fair, healthy, and environmentally friendly food system	73
4.	2020/2045 (INI)	Implementation report on the EU Trust Funds and the Facility for Refugees in Turkey	65
5.	2020/0300 (COD)	General Union Environment Action Programme to 2030	51

## In which EP Committees were the MEPs most active? (number of sponsorships)



## Most significant Member State partners (total connection strength)

	Member State	EPP	RE	S&D	Green/EFA	GUE/NGL	ECR	ID	NI	Total
1.	Spain	9,71	210,89	0,58	0,00	89,23	0,50	0,00	0,00	310,90
2.	Greece	82,79	85,42	0,00	0,00	37,67	0,00	0,00	0,00	205,89
3.	Portugal	5,23	93,02	0,00	0,00	53,71	0,07	0,00	0,00	152,03
4.	Germany	39,62	47,86	0,00	2,27	50,74	1,36	0,00	0,00	141,85
5.	Czechia	109,96	0,00	0,00	0,00	0,00	0,00	0,00	0,00	109,96

## Which MEPs are the bridges to other Member States?

	Spain		Greece		Portugal	
1.	Costas Mavrides	S&D	Loucas Fourlas	EPP	Costas Mavrides	S&D
2.	Giorgos Georgiou	GUE/NGL	Demetris Papadakis	S&D	Giorgos Georgiou	GUE/NGL
3.	Demetris Papadakis	S&D	Lefteris Christoforou	EPP	Demetris Papadakis	S&D
4.	Niyazi Kizilyürek	GUE/NGL	Costas Mavrides	S&D	Lefteris Christoforou	EPP
5.	Loucas Fourlas	EPP	Niyazi Kizilyürek	GUE/NGL	Loucas Fourlas	EPP

## Strongest cross-country cosponsoring relations

	MEP		Partner		Member State
1.	Lefteris Christoforou	EPP	Tomáš Zdechovský	EPP	Czechia
2.	Costas Mavrides	S&D	Jonás Fernández	S&D	Spain
3.	Costas Mavrides	S&D	Eider Gardiazabal Rubial	S&D	Spain
4.	Lefteris Christoforou	EPP	Ádám Kósa	NI	Hungary
5.	Giorgos Georgiou	GUE/NGL	Marisa Matias	GUE/NGL	Portugal

# CZECHIA

## ACTIVITY

- 1  Mikuláš Peksa  
GREENS/EFA
- 2  Kateřina Konečná  
GUE/NGL
- 3  Marcel Kolaja  
GREENS/EFA
- 4  Evžen Tošenovský  
ECR
- 5  Stanislav Polčák  
EPP

## CONNECTIVITY

- 1  Radka Maxová  
RE
- 2  Martina Dlabajová  
RE
- 3  Tomáš Zdechovský  
EPP
- 4  Ondřej Kovařík  
RE
- 5  Dita Charanzová  
RE

## HETEROGENEITY

- 1  Tomáš Zdechovský  
EPP
- 2  Radka Maxová  
RE
- 3  Martina Dlabajová  
RE
- 4  Ondřej Kovařík  
RE
- 5  Kateřina Konečná  
GUE/NGL

## Key Findings

During the second year of the European Parliament's 9th term 20 MEPs from Czechia tabled 6,259 amendments. Out of these amendments, 4,447 were cosponsored by two or more MEPs.

Czechia takes the 12th position on the list of most active Member States.

The most active Czech MEP was Mikuláš Peksa (Greens/EFA), who tabled 477 amendments with a total of 11 cosponsoring partners.

Czechia takes the 27th position on the list of most connected Member States.

The most connected Czech MEP in the second year of the current EP term was Radka Maxová (RE), who sponsored 684 amendments and worked together with 65 cosponsors.

Czechia's most frequent cosponsor Member State was France, followed by Germany.

Czech MEPs tabled the most amendments to the "Single Market For Digital Services (Digital Services Act)" legislative dossier.

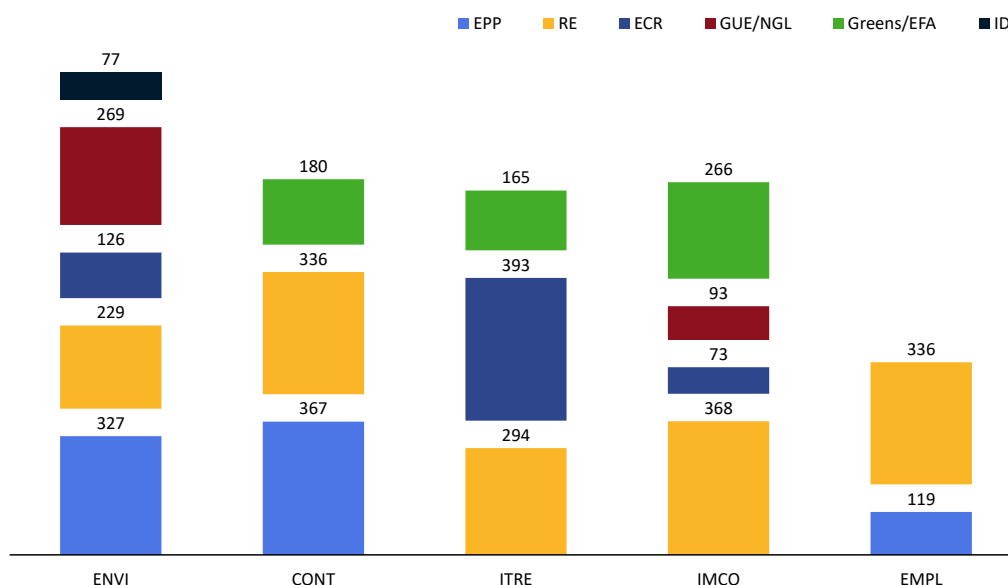
Most amendments of Czech MEPs were tabled to INI files (2,696 amendments), followed by COD files (2,119 amendments).

MEPs from Czechia were most active in the ENVI, followed by the CONT and ITRE Committees. 43.52 percent of all amendments tabled by Czech MEPs were tabled in these three committees.

## Most amended dossiers

	Procedure	Title	Number of amendments
1.	2020/0361 (COD)	Single Market For Digital Services (Digital Services Act)	328
2.	2020/0374 (COD)	Contestable and fair markets in the digital sector (Digital Markets Act)	310
3.	2020/2140 (DEC)	2019 discharge: General budget of the EU	245
4.	2020/2260 (INI)	A Farm to Fork Strategy for a fair, healthy, and environmentally friendly food system	224
5.	2020/0359 (COD)	Measures for a high common level of cybersecurity across the Union	211

## In which EP Committees were the MEPs most active? (number of sponsorships)



## Most significant Member State partners (total connection strength)

	Member State	EPP	S&D	RE	ECR	GUE/NGL	Greens/EFA	ID	NI	Total
1.	France	17,75	0,00	633,56	0,00	25,65	1,74	52,50	0,00	731,21
2.	Germany	203,80	4,77	145,73	0,00	0,13	155,76	5,50	0,00	515,69
3.	Romania	44,38	3,97	393,75	0,00	0,00	0,00	0,00	0,00	442,10
4.	Netherlands	13,54	0,06	213,44	68,32	25,83	77,96	0,00	0,00	399,15
5.	Spain	11,56	12,57	228,63	63,00	0,17	0,17	0,00	0,00	316,10

## Which MEPs are the bridges to other Member States?






	France		Germany		Romania	
1.	Radka Maxová	RE	Tomáš Zdechovský	EPP	Martina Dlabajová	RE
2.	Martina Dlabajová	RE	Marcel Kolaja	Greens/EFA	Radka Maxová	RE
3.	Ondřej Kovařík	RE	Mikuláš Peksa	Greens/EFA	Ondřej Kovařík	RE
4.	Dita Charanzová	RE	Dita Charanzová	RE	Dita Charanzová	RE
5.	Ondřej Knotek	RE	Michaela Šojdrová	EPP	Ondřej Knotek	RE

## Strongest cross-country cosponsoring relations





	MEP		Partner		Member State
1.	Tomáš Zdechovský	EPP	Lefteris Christoforou	EPP	Cyprus
2.	Radka Maxová	RE	Samira Rafaela	RE	Netherlands
3.	Marcel Kolaja	Greens/EFA	Rasmus Andresen	Greens/EFA	Germany
4.	Marcel Kolaja	Greens/EFA	Kim van Sparrentak	Greens/EFA	Netherlands
5.	Evžen Tošenovský	ECR	Zdzisław Krasnodębski	ECR	Poland

# DENMARK






## ACTIVITY

- 1  Kira Marie Peter-Hansen  
GREENS/EFA
- 2  Nikolaj Villumsen  
GUE/NGL
- 3  Pernille Weiss  
EPP
- 4  Margrete Auken  
GREENS/EFA
- 5  Karen Melchior  
RE

## CONNECTIVITY

- 1  Marianne Vind  
S&D
- 2  Karen Melchior  
RE
- 3  Christel Schaldemose  
S&D
- 4  Nikolaj Villumsen  
GUE/NGL
- 5  Niels Fuglsang  
S&D

## HETEROGENEITY

- 1  Nikolaj Villumsen  
GUE/NGL
- 2  Karen Melchior  
RE
- 3  Pernille Weiss  
EPP
- 4  Marianne Vind  
S&D
- 5  Niels Fuglsang  
S&D

## Key Findings

During the second year of the European Parliament's 9th term 14 MEPs from Denmark tabled 6,411 amendments. Out of these amendments, 5,533 were cosponsored by two or more MEPs.

Denmark takes the 10th position on the list of most active Member States.

The most active Danish MEP was Kira Marie Peter-Hansen (Greens/EFA), who tabled 453 amendments with a total of 40 cosponsoring partners.

Denmark takes the 6th position on the list of most connected Member States.

The most connected Danish MEP in the second year of the current EP term was Marianne Vind (S&D), who sponsored 867 amendments and worked together with 39 cosponsors.

Denmark's most frequent cosponsor Member State was France, followed by Spain.

Danish MEPs tabled the most amendments to the "Guidelines for trans-European energy infrastructure" legislative dossier.

Most amendments of Danish MEPs were tabled to INI files (3,531 amendments), followed by COD files (2,293 amendments).

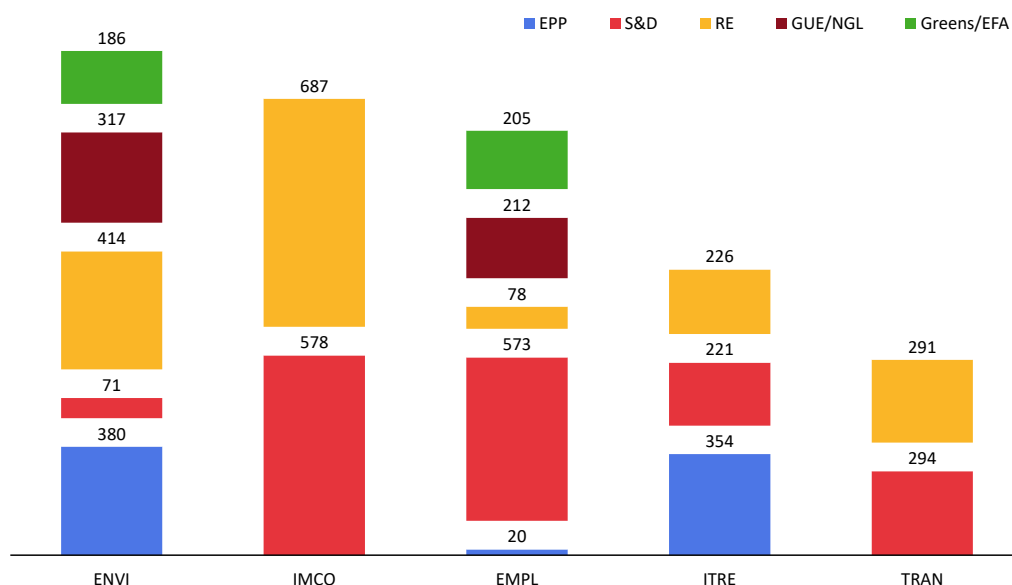
MEPs from Denmark were most active in the ENVI, followed by IMCO and EMPL Committees. 54.70 percent of all amendments tabled by Danish MEPs were tabled in these three committees.



## Most amended dossiers

	Procedure	Title	Number of amendments
1.	2020/0360 (COD)	Guidelines for trans-European energy infrastructure	435
2.	2020/0361 (COD)	Single Market For Digital Services (Digital Services Act)	369
3.	2020/0374 (COD)	Contestable and fair markets in the digital sector (Digital Markets Act)	280
4.	2020/2077 (INI)	New Circular Economy Action Plan	232
5.	2020/2273 (INI)	EU Biodiversity Strategy for 2030: Bringing nature back into our lives	223

## In which EP Committees were the MEPs most active? (number of sponsorships)



## Most significant Member State partners (total connection strength)

	Member State	EPP	S&D	RE	ECR	GUE/NGL	Greens/EFA	ID	NI	Total
1.	France	25,77	54,10	606,94	0,00	56,67	4,24	26,43	0,00	774,16
2.	Spain	55,98	321,82	315,43	0,00	68,30	3,13	0,00	0,00	764,66
3.	Germany	152,93	207,41	204,73	0,00	6,14	10,89	10,92	0,00	593,00
4.	Netherlands	17,43	103,63	327,55	0,40	59,53	7,96	0,00	0,00	516,49
5.	Sweden	39,20	192,12	97,35	3,00	13,02	1,64	0,00	0,00	346,32

## Which MEPs are the bridges to other Member States?

	France		Spain		Germany	
1.	Karen Melchior	RE	Marianne Vind	S&D	Pernille Weiss	EPP
2.	Søren Gade	RE	Karen Melchior	RE	Christel Schaldemose	S&D
3.	Morten Løkkegaard	RE	Søren Gade	RE	Asger Christensen	RE
4.	Nikolaj Villumsen	GUE/NGL	Niels Fuglsang	S&D	Karen Melchior	RE
5.	Morten Petersen	RE	Christel Schaldemose	S&D	Marianne Vind	S&D

## Strongest cross-country cosponsoring relations

	MEP		Partner		Member State
1.	Kira Marie Peter-Hansen	Greens/EFA	Monika Vana	Greens/EFA	Austria
2.	Marianne Vind	S&D	Johan Danielsson	S&D	Sweden
3.	Karen Melchior	RE	Liesje Schreinemacher	RE	Netherlands
4.	Christel Schaldemose	S&D	Evelyne Gebhardt	S&D	Germany
5.	Christel Schaldemose	S&D	Maria Grapini	S&D	Romania

# ESTONIA

## ACTIVITY

- 1  Urmas Paet  
RE
- 2  Marina Kaljurand  
S&D
- 3  Yana Toom  
RE
- 4  Jaak Madison  
ID
- 5  Andrus Ansip  
RE

## CONNECTIVITY

- 1  Marina Kaljurand  
S&D
- 2  Urmas Paet  
RE
- 3  Andrus Ansip  
RE
- 4  Yana Toom  
RE
- 5  Riho Terras  
EPP

## HETEROGENEITY

- 1  Yana Toom  
RE
- 2  Marina Kaljurand  
S&D
- 3  Jaak Madison  
ID
- 4  Andrus Ansip  
RE
- 5  Urmas Paet  
RE

## Key Findings

During the second year of the European Parliament's 9th term 7 MEPs from Estonia tabled 2,549 amendments. Out of these amendments, 2,231 were cosponsored by two or more MEPs.

Estonia takes the 20th position on the list of most active Member States.

The most active Estonian MEP was Urmas Paet (RE), who tabled 757 amendments with a total of 53 cosponsoring partners.

Estonia takes the 14th position on the list of most connected Member States.

The most connected Estonian MEP in the second year of the current EP term was Marina Kaljurand (S&D), who 630 amendments and worked together with 60 cosponsors.

Estonia's most frequent cosponsor Member State was France, followed by Germany.

Estonian MEPs tabled the most amendments to the "Single Market For Digital Services (Digital Services Act)" legislative dossier.

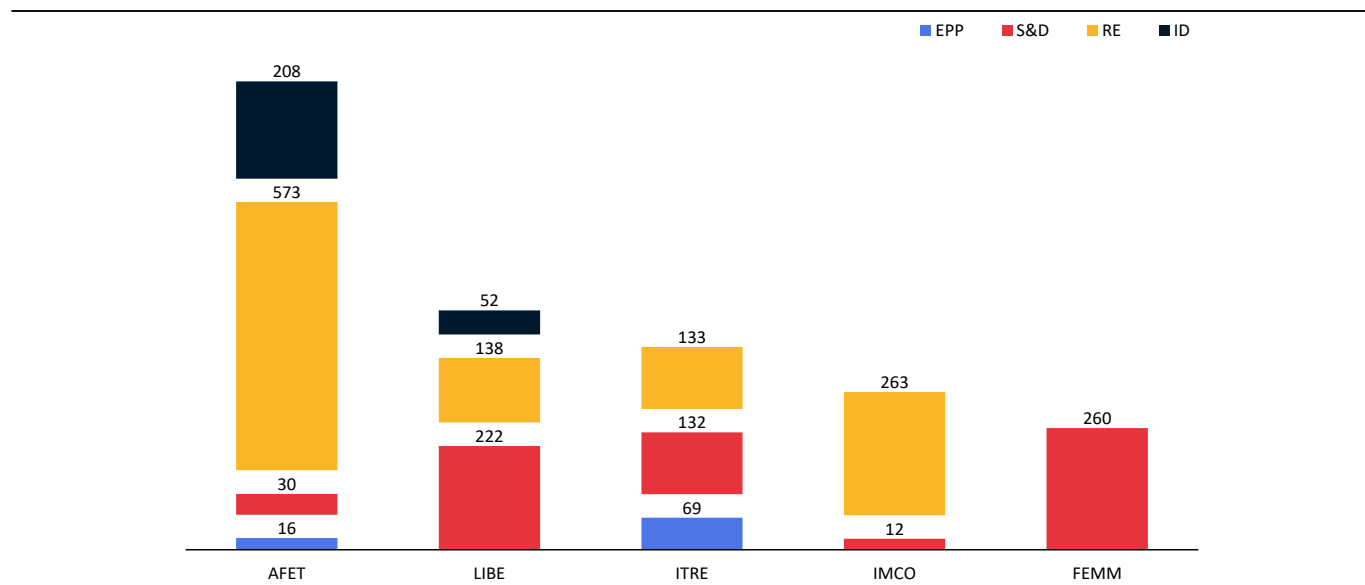
Most amendments of Estonian MEPs were tabled to INI files (1,611 amendments), followed by COD files (676 amendments).

MEPs from Estonia were most active in the AFET, followed by the LIBE and ITRE Committees. 61.98 percent of all amendments tabled by Estonian MEPs were tabled in these three committees.

## Most amended dossiers

	Procedure	Title	Number of amendments
1.	2020/0361 (COD)	Single Market For Digital Services (Digital Services Act)	243
2.	2020/0359 (COD)	Measures for a high common level of cybersecurity across the Union	135
3.	2020/2207 (INI)	Implementation of the Common Security and Defence Policy	112
4.	2020/2215 (INI)	The situation of sexual and reproductive health and rights in the EU	110
5.	2018/0329 (COD)	Common standards and procedures in Member States for returning illegally staying third-country nationals	107

## In which EP Committees were the MEPs most active? (number of sponsorships)



## Most significant Member State partners (total connection strength)

	Member State	EPP	S&D	RE	ECR	GUE/NGL	Greens/EFA	ID	NI	Total
1.	France	1,82	7,25	226,51	0,00	0,00	4,34	41,17	0,00	281,09
2.	Germany	15,99	28,56	76,29	0,00	1,75	6,53	91,66	0,00	220,78
3.	Romania	14,23	34,32	136,92	0,00	0,00	0,00	0,00	0,00	185,46
4.	Spain	4,53	39,71	130,38	0,00	2,67	2,26	0,00	1,00	180,55
5.	Netherlands	3,52	25,01	143,20	5,46	0,00	0,00	0,00	0,00	177,19

## Which MEPs are the bridges to other Member States?

	France		Germany		Romania	
1.	Urmaz Paet	RE	Jaak Madison	ID	Urmaz Paet	RE
2.	Andrus Ansip	RE	Marina Kaljurand	S&D	Andrus Ansip	RE
3.	Jaak Madison	ID	Yana Toom	RE	Yana Toom	RE
4.	Yana Toom	RE	Andrus Ansip	RE	Marina Kaljurand	S&D
5.	Marina Kaljurand	S&D	Urmaz Paet	RE	Riho Terras	EPP

## Strongest cross-country cosponsoring relations

	MEP		Partner		Member State
1.	Jaak Madison	ID	Harald Vilimsky	ID	Austria
2.	Urmaz Paet	RE	Petras Auštrevičius	RE	Lithuania
3.	Urmaz Paet	RE	Klemen Grošelj	RE	Slovenia
4.	Jaak Madison	ID	Lars Patrick Berg	ID	Germany
5.	Urmaz Paet	RE	Javier Nart	RE	Spain

# FINLAND

## ACTIVITY



## CONNECTIVITY



## HETEROGENEITY



## Key Findings

During the second year of the European Parliament's 9th term 14 MEPs from Finland tabled 6,070 amendments. Out of these amendments, 4,387 were cosponsored by two or more MEPs.

Finland takes the 3rd position on the list of most active Member States.

The most active Finnish MEP was Sirpa Pietikäinen (EPP), who tabled 1,160 amendments with a total of 87 cosponsoring partners.

Finland takes the 15th position on the list of most connected Member States.

The most connected Finnish MEP in the second year of the current EP term was also Sirpa Pietikäinen (EPP).

Finland's most frequent cosponsor Member State was France, followed by Germany.

Finnish MEPs tabled the most amendments to the "Recovery and Resilience Facility" legislative dossier.

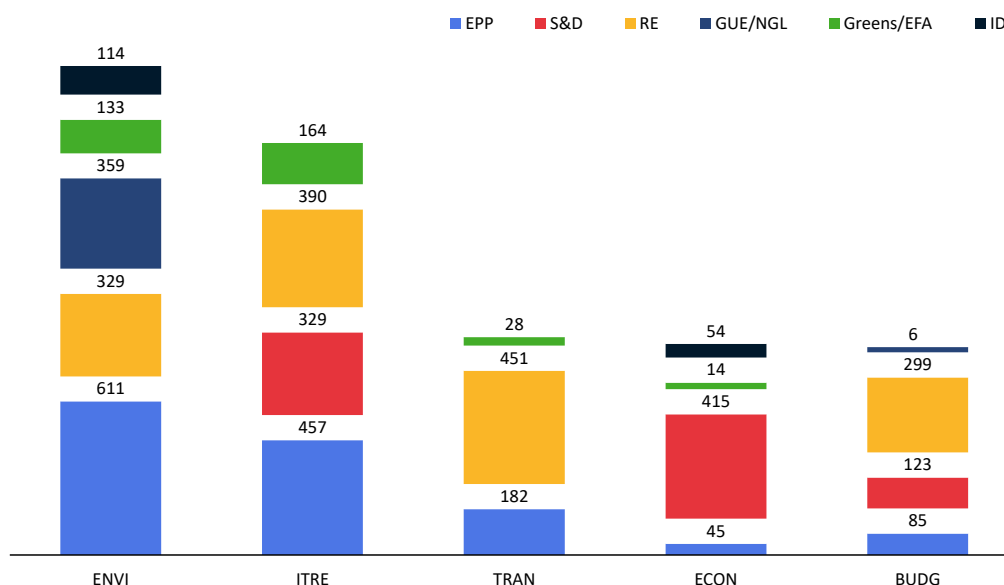
Most amendments of Finnish MEPs were tabled to INI files (3,022 amendments), followed by COD files (2,022 amendments).

MEPs from Finland were most active in the ENVI, followed by the ITRE and TRAN Committees. 60.22 percent of all amendments tabled by Finnish MEPs were tabled in these three committees.

## Most amended dossiers

	Procedure	Title	Number of amendments
1.	2020/0104 (COD)	Recovery and Resilience Facility	443
2.	2020/2260 (INI)	A Farm to Fork Strategy for a fair, healthy, and environmentally friendly food system	320
3.	2020/2273 (INI)	EU Biodiversity Strategy for 2030: Bringing nature back into our lives	307
4.	2020/2077 (INI)	New Circular Economy Action Plan	227
5.	2020/0265 (COD)	Markets in Crypto-assets	209

## In which EP Committees were the MEPs most active? (number of sponsorships)



## Most significant Member State partners (total connection strength)

	Member State	EPP	S&D	RE	ECR	GUE/NGL	Greens/EFA	ID	NI	Total
1.	France	25,08	54,41	324,62	0,00	95,96	19,51	68,68	0,00	588,26
2.	Germany	217,84	61,68	190,43	0,00	8,26	26,48	34,40	0,00	539,08
3.	Spain	38,09	151,18	255,91	1,92	36,29	1,84	0,00	0,00	485,22
4.	Romania	101,95	88,82	172,18	0,00	0,00	0,00	0,00	0,00	362,94
5.	Portugal	64,19	165,46	0,00	0,00	3,61	17,46	0,00	0,00	250,72

## Which MEPs are the bridges to other Member States?

	France		Germany		Spain	
1.	Nils Torvalds	RE	Heidi Hautala	Greens/EFA	Nils Torvalds	RE
2.	Mauri Pekkarinen	RE	Henna Virkkunen	EPP	Elsi Katainen	RE
3.	Elsi Katainen	RE	Elsi Katainen	RE	Eero Heinäluoma	S&D
4.	Nils Torvalds	RE	Nils Torvalds	RE	Mauri Pekkarinen	RE
5.	Silvia Modig	GUE/NGL	Petri Sarvamaa	EPP	Miapetra Kumpula-Natri	S&D

## Strongest cross-country cosponsoring relations

	MEP		Partner		Member State
1.	Eero Heinäluoma	S&D	Jonás Fernández	S&D	Spain
2.	Eero Heinäluoma	S&D	Pedro Marques	S&D	Portugal
3.	Elsi Katainen	RE	Jan-Christoph Oetjen	RE	Germany
4.	Eero Heinäluoma	S&D	Victor Negrescu	S&D	Romania
5.	Silvia Modig	GUE/NGL	Manuel Bompard	GUE/NGL	France



# FRANCE






## ACTIVITY

- 1  Marie Toussaint  
GREENS/EFA
- 2  Manuel Bompard  
GUE/NGL
- 3  Anne-Sophie Pelletier  
GUE/NGL
- 4  Emmanuel Maurel  
GUE/NGL
- 5  Manon Aubry  
GUE/NGL

## CONNECTIVITY

- 1  Véronique Trillet-Lenoir  
RE
- 2  Irène Tolleret  
RE
- 3  Manuel Bompard  
GUE/NGL
- 4  Stéphanie Yon-Courtin  
RE
- 5  Christophe Grudler  
RE

## HETEROGENEITY

- 1  Marie Toussaint  
GREENS/EFA
- 2  Manuel Bompard  
GUE/NGL
- 3  Manon Aubry  
GUE/NGL
- 4  Véronique Trillet-Lenoir  
RE
- 5  Bernard Guetta  
RE

## Key Findings

During the second year of the European Parliament's 9th term 78 MEPs from France tabled 23,063 amendments. Out of these amendments, 17,219 were cosponsored by two or more MEPs.

France takes the 8th position on the list of most active Member States.

The most active French MEP was Marie Toussaint (Greens/EFA), who tabled 815 amendments with a total of 36 cosponsoring partners.

France takes the 18th position on the list of most connected Member States.

The most connected French MEP in the second year of the current EP term was Véronique Trillet-Lenoir (RE), who sponsored 1,035 amendments and worked together with 67 cosponsors.

France's most frequent cosponsor Member State was Germany, followed by Spain.

French MEPs tabled the most amendments to the "A Farm to Fork Strategy for a fair, healthy, and environmentally friendly food system" legislative dossier.

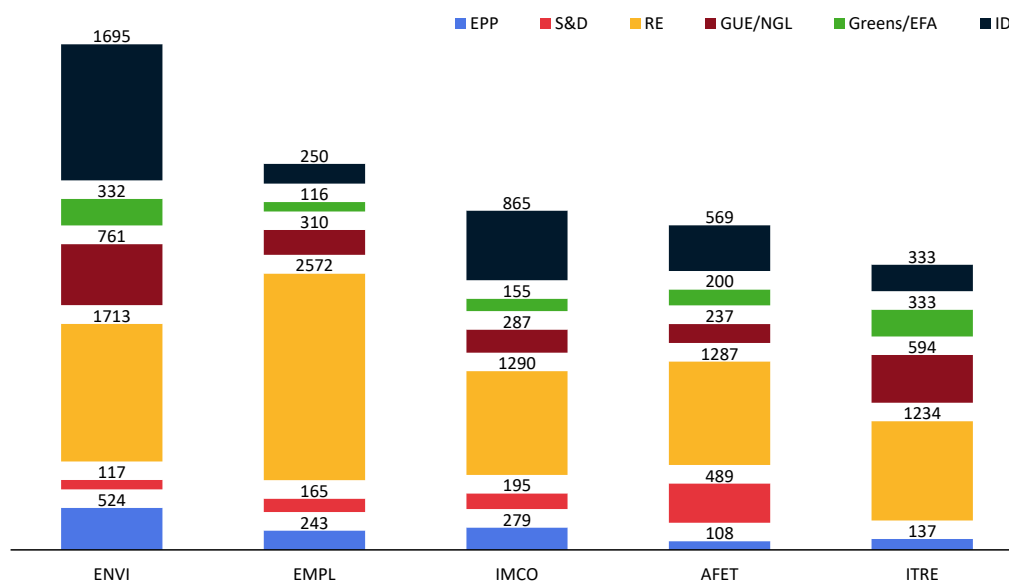
Most amendments of French MEPs were tabled to INI files (13,643 amendments), followed by COD files (6,063 amendments).

MEPs from France were most active in the ENVI, followed by the EMPL and IMCO Committees. 34.88 percent of all amendments tabled by French MEPs were tabled in these three committees.

## Most amended dossiers

	Procedure	Title	Number of amendments
1.	2020/2260 (INI)	A Farm to Fork Strategy for a fair, healthy, and environmentally friendly food system	962
2.	2020/0374 (COD)	Contestable and fair markets in the digital sector (Digital Markets Act)	671
3.	2020/0361 (COD)	Single Market For Digital Services (Digital Services Act)	588
4.	2020/2273 (INI)	EU Biodiversity Strategy for 2030: Bringing nature back into our lives	574
5.	2020/0360 (COD)	Guidelines for trans-European energy infrastructure	484

## In which EP Committees were the MEPs most active? (number of sponsorships)



## Most significant Member State partners (total connection strength)

	Member State	EPP	S&D	RE	ECR	GUE/NGL	Greens/EFA	ID	NI	Total
1.	Germany	216,55	250,63	508,20	0,00	506,24	289,13	816,08	0,00	2586,83
2.	Spain	49,28	358,32	1496,17	4,45	290,51	55,77	0,00	2,50	2256,99
3.	Romania	80,72	119,36	1584,51	0,00	0,00	0,00	0,00	0,00	1784,59
4.	Italy	20,27	230,44	129,32	26,67	0,00	0,00	1251,95	88,00	1746,65
5.	Belgium	29,76	101,33	906,61	2,79	126,06	63,52	32,86	0,00	1262,94

## Which MEPs are the bridges to other Member States?

	Germany		Spain		Romania	
1.	Hélène Laporte	ID	Stéphane Séjourné	RE	Pierre Karleskind	RE
2.	Anne-Sophie Pelletier	GUE/NGL	Irène Tolleret	RE	Véronique Trillet-Lenoir	RE
3.	Manuel Bompard	GUE/NGL	Manuel Bompard	GUE/NGL	Fabienne Keller	RE
4.	Emmanuel Maurel	GUE/NGL	Véronique Trillet-Lenoir	RE	Sylvie Brunet	RE
5.	Raphaël Glucksmann	S&D	Nathalie Loiseau	RE	Marie-Pierre Vedrenne	RE

## Strongest cross-country cosponsoring relations

	MEP		Partner		Member State
1.	Manuel Bompard	GUE/NGL	Marisa Matias	GUE/NGL	Portugal
2.	Anne-Sophie Pelletier	GUE/NGL	Martin Schirdewan	GUE/NGL	Germany
3.	Stéphane Séjourné	RE	Adrián Vázquez Lázara	RE	Spain
4.	Christophe Grudler	RE	Klemen Grošelj	RE	Slovenia
5.	Hélène Laporte	ID	Joachim Kuhs	ID	Germany

# GERMANY

## ACTIVITY

- 1  Viola von Cramon-Taubadel  
GREENS/EFA
- 2  Markus Ferber  
EPP
- 3  Jutta Paulus  
GREENS/EFA
- 4  Damian Boeselager  
GREENS/EFA
- 5  Patrick Breyer  
GREENS/EFA

## CONNECTIVITY

- 1  Gabriele Bischoff  
S&D
- 2  Maria Noichl  
S&D
- 3  Jan-Christoph Oetjen  
RE
- 4  Dietmar Köster  
S&D
- 5  Evelyne Gebhardt  
S&D

## HETEROGENEITY

- 1  Dennis Radtke  
EPP
- 2  Maria Noichl  
S&D
- 3  Katrin Langensiepen  
GREENS/EFA
- 4  Markus Pieper  
EPP
- 5  Markus Ferber  
EPP

## Key Findings

During the second year of the European Parliament's 9th term 92 MEPs from Germany tabled 23,899 amendments. Out of these amendments, 16,348 were cosponsored by two or more MEPs.

Germany takes the 14th position on the list of most active Member States.

The most active German MEP was Viola von Cramon-Taubadel (Greens/EFA), who tabled 741 amendments with a total of 11 cosponsoring partners.

Germany takes the 20th position on the list of most connected Member States.

The most connected German MEP in the second year of the current EP term was Gabriele Bischoff (S&D), who sponsored 1,049 amendments and worked together with 55 cosponsors.

Germany's most frequent cosponsor Member State was France, followed by Spain.

German MEPs tabled the most amendments to the "Recovery and Resilience Facility" legislative dossier.

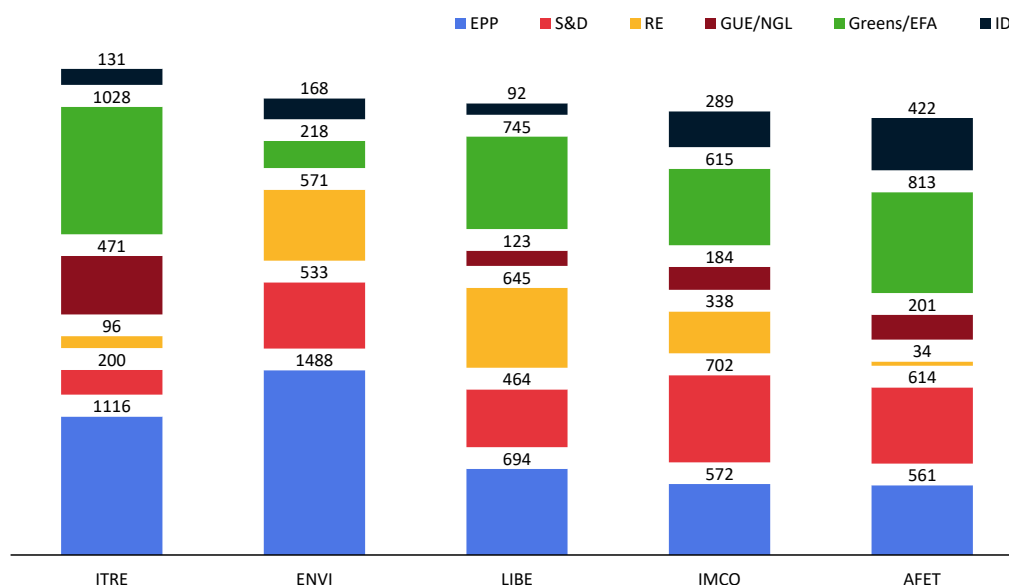
Most amendments of German MEPs were tabled to INI files (13,445 amendments), followed by COD files (6,735 amendments).

MEPs from Germany were most active in the ITRE, followed by the ENVI and LIBE Committees. 30.40 percent of all amendments tabled by German MEPs were tabled in these three committees.

## Most amended dossiers

	Procedure	Title	Number of amendments
1.	2020/0104 (COD)	Recovery and Resilience Facility	886
2.	2020/0361 (COD)	Single Market For Digital Services (Digital Services Act)	799
3.	2020/0374 (COD)	Contestable and fair markets in the digital sector (Digital Markets Act)	761
4.	2020/2260 (INI)	A Farm to Fork Strategy for a fair, healthy, and environmentally friendly food system	720
5.	2020/0265 (COD)	Markets in Crypto-assets	488

## In which EP Committees were the MEPs most active? (number of sponsorships)



## Most significant Member State partners (total connection strength)

	Member State	EPP	S&D	RE	ECR	GUE/NGL	Greens/EFA	ID	NI	Total
1.	France	210,88	215,63	558,66	0,00	509,09	275,49	817,08	0,00	2586,83
2.	Spain	374,32	942,24	386,31	15,06	284,58	294,28	0,00	0,50	2297,29
3.	Netherlands	261,93	332,42	370,99	10,92	42,28	409,83	0,00	0,00	1428,38
4.	Portugal	356,19	560,43	0,00	0,00	338,49	19,32	0,00	0,00	1274,44
5.	Italy	162,06	546,79	56,49	6,00	0,00	0,00	428,98	37,56	1237,87

## Which MEPs are the bridges to other Member States?





	France		Spain		Italy	
1.	Gunnar Beck	ID	Gabriele Bischoff	S&D	Rasmus Andresen	Greens/EFA
2.	Martin Schirdewan	GUE/NGL	Jan-Christoph Oetjen	RE	Patrick Breyer	Greens/EFA
3.	Jan-Christoph Oetjen	RE	Damian Boeselager	Greens/EFA	Jan-Christoph Oetjen	RE
4.	Markus Buchheit	ID	Sergey Lagodinsky	Greens/EFA	Gabriele Bischoff	S&D
5.	Joachim Kuhs	ID	Cornelia Ernst	GUE/NGL	Dennis Radtke	EPP

## Strongest cross-country cosponsoring relations

	MEP		Partner		Member State
1.	Damian Boeselager	Greens/EFA	Ernest Urtasun	Greens/EFA	Spain
2.	Cornelia Ernst	GUE/NGL	Marisa Matias	GUE/NGL	Portugal
3.	Martin Schirdewan	GUE/NGL	Anne-Sophie Pelletier	GUE/NGL	France
4.	Joachim Kuhs	ID	Hélène Laporte	ID	France
5.	Cornelia Ernst	GUE/NGL	Manuel Bompard	GUE/NGL	France

# GREECE

## ACTIVITY

- 1  Dimitrios Papadimoulis  
GUE/NGL
- 2  Petros Kokkalis  
GUE/NGL
- 3  Eva Kaili  
S&D
- 4  Emmanouil Fragkos  
ECR
- 5  Elena Kountoura  
GUE/NGL

## CONNECTIVITY

- 1  Eva Kaili  
S&D
- 2  Elissavet Vozemberg-Vrionidi  
EPP
- 3  Petros Kokkalis  
GUE/NGL
- 4  Dimitrios Papadimoulis  
GUE/NGL
- 5  Konstantinos Arvanitis  
GUE/NGL

## HETEROGENEITY

- 1  Petros Kokkalis  
GUE/NGL
- 2  Dimitrios Papadimoulis  
GUE/NGL
- 3  Elissavet Vozemberg-Vrionidi  
EPP
- 4  Elena Kountoura  
GUE/NGL
- 5  Konstantinos Arvanitis  
GUE/NGL

## Key Findings

During the second year of the European Parliament's 9th term 19 MEPs from Greece tabled 5,297 amendments. Out of these amendments, 3,537 were cosponsored by two or more MEPs.

Greece takes the 15th position on the list of most active Member States.

The most active Greek MEP was Dimitrios Papadimoulis (GUE/NGL), who tabled 595 amendments with a total of 34 cosponsoring partners.

Greece takes the 24th position on the list of most connected Member States.

The most connected Greek MEP in the second year of the current EP term was Eva Kaili (S&D), who sponsored 795 amendments and worked together with 79 cosponsors.

Greece's most frequent cosponsor Member State was France, followed by Spain.

Greek MEPs tabled the most amendments to the "Single Market For Digital Services" (Digital Services Act)\* legislative dossier.

Most amendments of Greek MEPs were tabled to INI files (3,178 amendments), followed by COD files (1,377 amendments).

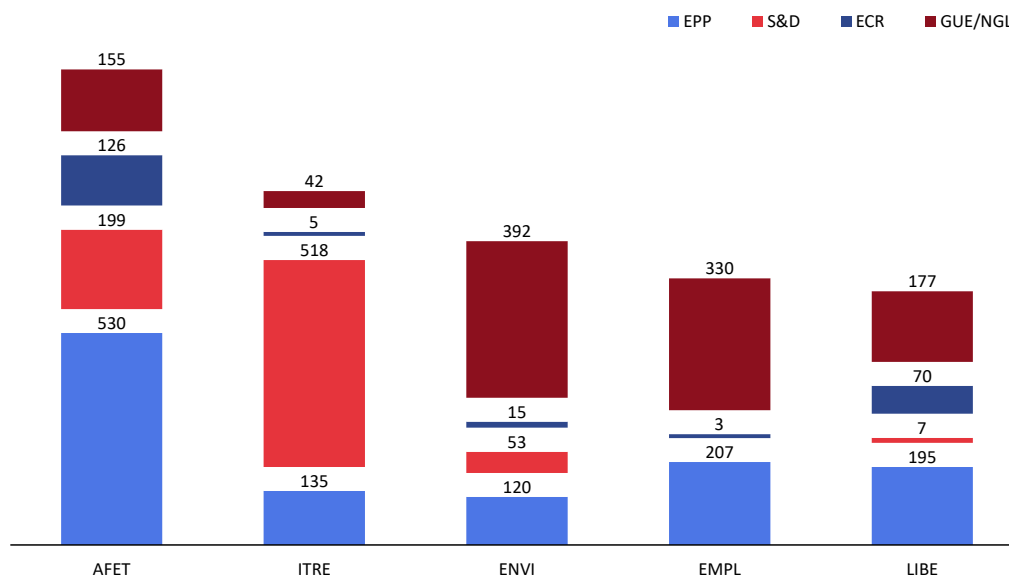
MEPs from Greece were most active in the AFET, followed by the ITRE and ENVI Committees. 40.11 percent of all amendments tabled by Greek MEPs were tabled in these three committees.



## Most amended dossiers

	Procedure	Title	Number of amendments
1.	2020/0361 (COD)	Single Market For Digital Services (Digital Services Act)	275
2.	2019/2176 (INI)	Report on the 2019-2020 Commission Reports on Turkey	230
3.	2020/2216 (INI)	Shaping the digital future of Europe	151
4.	2020/0310 (COD)	Adequate minimum wages in the European Union	134
5.	2020/0104 (COD)	Recovery and Resilience Facility	129

## In which EP Committees were the MEPs most active? (number of sponsorships)



## Most significant Member State partners (total connection strength)

	Member State	EPP	S&D	RE	ECR	GUE/NGL	Greens/EFA	ID	NI	Total
1.	France	28,72	42,06	2,86	0,00	352,89	19,41	16,25	0,00	462,18
2.	Spain	74,37	121,89	0,00	25,95	185,19	7,31	0,00	0,00	414,71
3.	Germany	184,41	17,92	0,25	2,27	191,98	1,98	0,00	0,00	398,81
4.	Portugal	64,64	92,86	0,00	0,00	119,21	3,90	0,00	0,00	280,61
5.	Poland	142,06	34,91	0,00	44,11	0,00	0,00	0,00	0,00	221,08

## Which MEPs are the bridges to other Member States?

	France		Spain		Germany	
1.	Elena Kountoura	GUE/NGL	Eva Kaili	S&D	Elissavet Vozemberg-Vrionidi	EPP
2.	Konstantinos Arvanitis	GUE/NGL	Konstantinos Arvanitis	GUE/NGL	Alexis Georgoulis	GUE/NGL
3.	Dimitrios Papadimoulis	GUE/NGL	Alexis Georgoulis	GUE/NGL	Dimitrios Papadimoulis	GUE/NGL
4.	Petros Kokkalis	GUE/NGL	Anna-Michelle Asimakopoulou	EPP	Anna-Michelle Asimakopoulou	EPP
5.	Alexis Georgoulis	GUE/NGL	Stelios Kouloglou	GUE/NGL	Konstantinos Arvanitis	GUE/NGL

## Strongest cross-country cosponsoring relations

	MEP		Partner		Member State
1.	Alexis Georgoulis	GUE/NGL	Martina Michels	GUE/NGL	Germany
2.	Dimitrios Papadimoulis	GUE/NGL	Manon Aubry	GUE/NGL	France
3.	Emmanouil Fragkos	ECR	Charlie Weimers	ECR	Sweden
4.	Konstantinos Arvanitis	GUE/NGL	Eugenia Rodríguez Palop	GUE/NGL	Spain
5.	Konstantinos Arvanitis	GUE/NGL	Leila Chaibi	GUE/NGL	France

# HUNGARY

## ACTIVITY

- 1  Ádám Kósa  
NI
- 2  György Hölvényi  
EPP
- 3  Katalin Cseh  
RE
- 4  Sándor Rónai  
S&D
- 5  Andor Deli  
NI

## CONNECTIVITY

- 1  Katalin Cseh  
RE
- 2  Sándor Rónai  
S&D
- 3  Klára Dobrev  
S&D
- 4  Csaba Molnár  
S&D
- 5  Attila Ara-Kovács  
S&D

## HETEROGENEITY

- 1  Ádám Kósa  
NI
- 2  Andrea Bocskor  
NI
- 3  Katalin Cseh  
RE
- 4  Edina Tóth  
NI
- 5  Kinga Gál  
NI

## Key Findings

During the second year of the European Parliament's 9th term 21 MEPs from Hungary tabled 5,401 amendments. Out of these amendments, 4,818 were cosponsored by two or more MEPs.

Hungary takes the 25th position on the list of most active Member States.

The most active Hungarian MEP was Ádám Kósa (NI), who tabled 552 amendments with a total of 43 cosponsoring partners.

Hungary takes the 16th position on the list of most connected Member States.

The most connected Hungarian MEP in the second year of the current EP term was Katalin Cseh (RE), who sponsored 805 amendments and worked together with 78 cosponsors.

Hungary's most frequent cosponsor Member State was Spain, followed by Romania.

Hungarian MEPs tabled the most amendments to the "Recovery and Resilience Facility" legislative dossier.

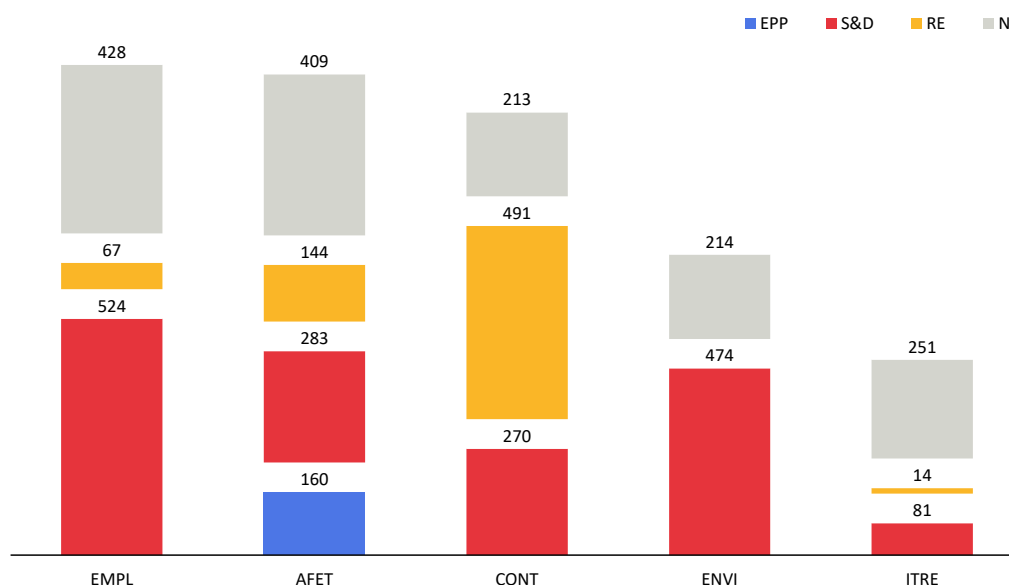
Most amendments of Hungarian MEPs were tabled to INI files (3,181 amendments), followed by COD files (884 amendments).

MEPs from Hungary were most active in the EMPL, followed by the AFET and CONT Committees. 48.77 percent of all amendments tabled by Hungarian MEPs were tabled in these three committees.

## Most amended dossiers

	Procedure	Title	Number of amendments
1.	2020/0104 (COD)	Recovery and Resilience Facility	273
2.	2020/2140 (DEC)	2019 discharge: General budget of the EU	190
3.	2020/2129 (INL)	Corporate due diligence and corporate accountability	162
4.	2020/2260 (INI)	A Farm to Fork Strategy for a fair, healthy, and environmentally friendly food system	141
5.	2020/2216 (INI)	Shaping the digital future of Europe	128

## In which EP Committees were the MEPs most active? (number of sponsorships)



## Most significant Member State partners (total connection strength)

	Member State	EPP	S&D	RE	ECR	GUE/NGL	Greens/EFA	ID	NI	Total
1.	Spain	77,11	520,83	49,50	0,95	0,00	0,00	0,00	2,00	650,39
2.	Romania	116,69	223,55	284,66	0,00	0,00	0,00	0,00	0,00	624,90
3.	France	60,63	65,74	288,84	0,00	0,00	2,27	0,00	0,00	417,48
4.	Germany	236,32	120,75	26,23	0,73	0,00	10,83	0,00	0,00	394,86
5.	Portugal	58,03	295,55	0,00	0,00	4,40	0,00	0,00	0,00	357,98

## Which MEPs are the bridges to other Member States?

	Spain		Romania		Germany	
1.	Sándor Rónai	S&D	Katalin Cseh	RE	Katalin Cseh	RE
2.	Klára Dobrev	S&D	Sándor Rónai	S&D	Anna Júlia Donáth	RE
3.	István Ujhelyi	S&D	István Ujhelyi	S&D	Attila Ara-Kovács	S&D
4.	Csaba Molnár	S&D	Edina Tóth	NI	Csaba Molnár	S&D
5.	Attila Ara-Kovács	S&D	Anna Júlia Donáth	RE	Edina Tóth	NI

## Strongest cross-country cosponsoring relations


	MEP		Partner		Member State
1.	Katalin Cseh	RE	Ramona Strugariu	RE	Romania
2.	Katalin Cseh	RE	Olivier Chastel	RE	Belgium
3.	Katalin Cseh	RE	Alin Mituța	RE	Romania
4.	Sándor Rónai	S&D	Isabel García Muñoz	S&D	Spain
5.	Attila Ara-Kovács	S&D	Juozas Olekas	S&D	Lithuania

# IRELAND


## ACTIVITY

- 1  Clare Daly  
GUE/NGL
- 2  Mick Wallace  
GUE/NGL
- 3  Frances Fitzgerald  
EPP
- 4  Ciarán Cuffe  
GREENS/EFA
- 5  Luke Ming Flanagan  
GUE/NGL

## CONNECTIVITY

- 1  Frances Fitzgerald  
EPP
- 2  Mick Wallace  
GUE/NGL
- 3  Clare Daly  
GUE/NGL
- 4  Maria Walsh  
EPP
- 5  Barry Andrews  
RE

## HETEROGENEITY

- 1  Frances Fitzgerald  
EPP
- 2  Mick Wallace  
GUE/NGL
- 3  Clare Daly  
GUE/NGL
- 4  Maria Walsh  
EPP
- 5  Ciarán Cuffe  
GREENS/EFA

## Key Findings

During the second year of the European Parliament's 9th term 13 MEPs from Ireland tabled 4,731 amendments. Out of these amendments, 3,242 were cosponsored by two or more MEPs.

Ireland takes the 2nd position on the list of most active Member States.

The most active Irish MEP was Clare Daly (GUE/NGL), who tabled 1,074 amendments with a total of 56 cosponsoring partners.

Ireland takes the 19th position on the list of most connected Member States.

The most connected Irish MEP in the second year of the current EP term was Frances Fitzgerald (EPP), who sponsored 824 amendments and worked together with 79 cosponsors.

Ireland's most frequent cosponsor Member State was Spain, followed by France.

Irish MEPs tabled the most amendments to the "A Farm to Fork Strategy for a fair, healthy, and environmentally friendly food system" legislative dossier.

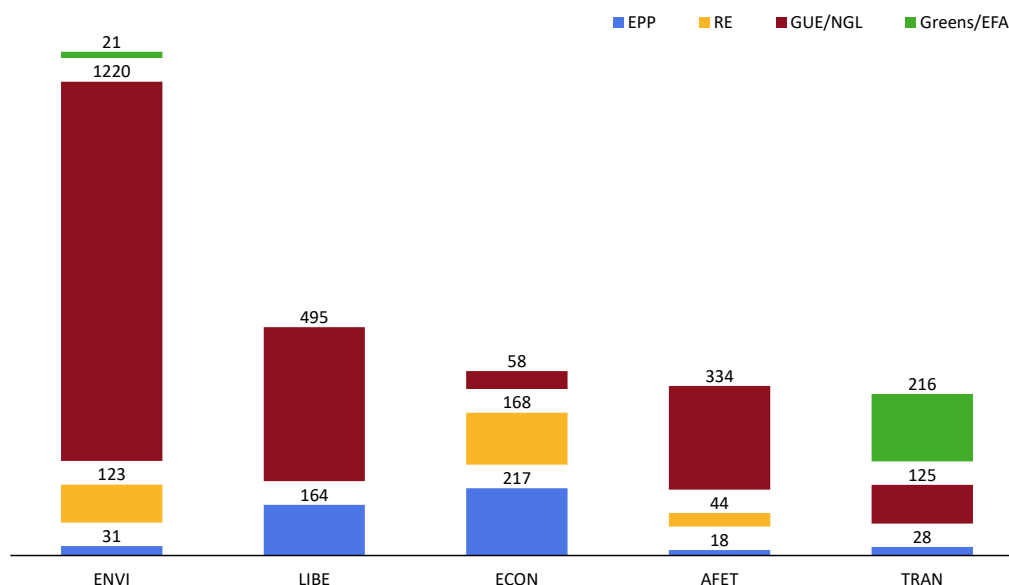
Most amendments of Irish MEPs were tabled to INI files (2,739 amendments), followed by COD files (1,306 amendments).

MEPs from Ireland were most active in the ENVI, followed by the LIBE and ECON Committees. 47.94 percent of all amendments tabled by Irish MEPs were tabled in these three committees.

## Most amended dossiers

	Procedure	Title	Number of amendments
1.	2020/0036 (COD)	A Farm to Fork Strategy for a fair, healthy, and environmentally friendly food system	309
2.	2020/0006 (COD)	Single Market For Digital Services (Digital Services Act)	175
3.	2020/2023 (INI)	EU Biodiversity Strategy for 2030: Bringing nature back into our lives	95
4.	2019/2055 (DEC)	Sustainable and Smart Mobility Strategy	83
5.	2020/2058 (INI)	Digital operational resilience for the financial sector	76

## In which EP Committees were the MEPs most active? (number of sponsorships)



## Most significant Member State partners (total connection strength)

	Member State	EPP	S&D	RE	ECR	GUE/NGL	Greens/EFA	ID	NI	Total
1.	Spain	177,30	9,11	44,24	0,00	339,48	5,02	0,00	0,00	575,15
2.	France	22,59	1,42	180,76	0,00	259,94	38,34	0,00	0,00	503,04
3.	Netherlands	13,06	1,13	47,87	0,00	222,96	3,78	0,00	0,00	288,79
4.	Germany	136,35	25,64	65,95	2,27	12,52	18,70	0,00	0,00	261,42
5.	Portugal	118,26	3,06	0,00	0,00	89,06	28,92	0,00	0,00	239,30

## Which MEPs are the bridges to other Member States?

	Spain		France		Netherlands	
1.	Mick Wallace	GUE/NGL	Mick Wallace	GUE/NGL	Mick Wallace	GUE/NGL
2.	Frances Fitzgerald	EPP	Clare Daly	GUE/NGL	Clare Daly	GUE/NGL
3.	Clare Daly	GUE/NGL	Barry Andrews	RE	Barry Andrews	RE
4.	Billy Kelleher	RE	Billy Kelleher	RE	Maria Walsh	EPP
5.	Luke Ming Flanagan	GUE/NGL	Grace O'Sullivan	Greens/EFA	Billy Kelleher	RE

## Strongest cross-country cosponsoring relations

	MEP		Partner		Member State	
1.	Mick Wallace	GUE/NGL	Anja Hazekamp	GUE/NGL	Netherlands	78.8
2.	Frances Fitzgerald	EPP	Isabel Benjumea Benjumea	EPP	Spain	50.9
3.	Mick Wallace	GUE/NGL	Manu Pineda	GUE/NGL	Spain	49.1
4.	Mick Wallace	GUE/NGL	Manuel Bompard	GUE/NGL	France	43.0
5.	Frances Fitzgerald	EPP	Elżbieta Katarzyna Łukacijewska	EPP	Poland	40.4








# ITALY

## ACTIVITY

- 1  Fabio Massimo Castaldo  
NI
- 2  Pietro Fiocchi  
ECR
- 3  Danilo Oscar Lancini  
ID
- 4  Patrizia Toia  
S&D
- 5  Paolo Borchia  
ID

## CONNECTIVITY

- 1  Brando Benifei  
S&D
- 2  Elisabetta Gualmini  
S&D
- 3  Pina Picierno  
S&D
- 4  Pierfrancesco Majorino  
S&D
- 5  Alessandra Moretti  
S&D

## HETEROGENEITY

- 1  Massimiliano Salini  
EPP
- 2  Raffaele Fitto  
ECR
- 3  Eleonora Evi  
NI
- 4  Salvatore De Meo  
EPP
- 5  Brando Benifei  
S&D

## Key Findings

During the second year of the European Parliament's 9th term 74 MEPs from Italy tabled 13,006 amendments. Out of these amendments, 10,425 were cosponsored by two or more MEPs.

Italy takes the 23rd position on the list of most active Member States.

The most active Italian MEP was Fabio Massimo Castaldo (NI) who tabled 538 amendments with a total of 71 cosponsoring partners.

Italy takes the 22nd position on the list of most connected Member States.

The most connected Italian MEP in the second year of the current EP term was Brando Benifei (S&D), who sponsored 1,107 amendments and worked together with 116 cosponsors.

Italy's most frequent cosponsor Member State was France, followed by Spain.

Italian MEPs tabled the most amendments to the "A Farm to Fork Strategy for a fair, healthy, and environmentally friendly food system" legislative dossier.

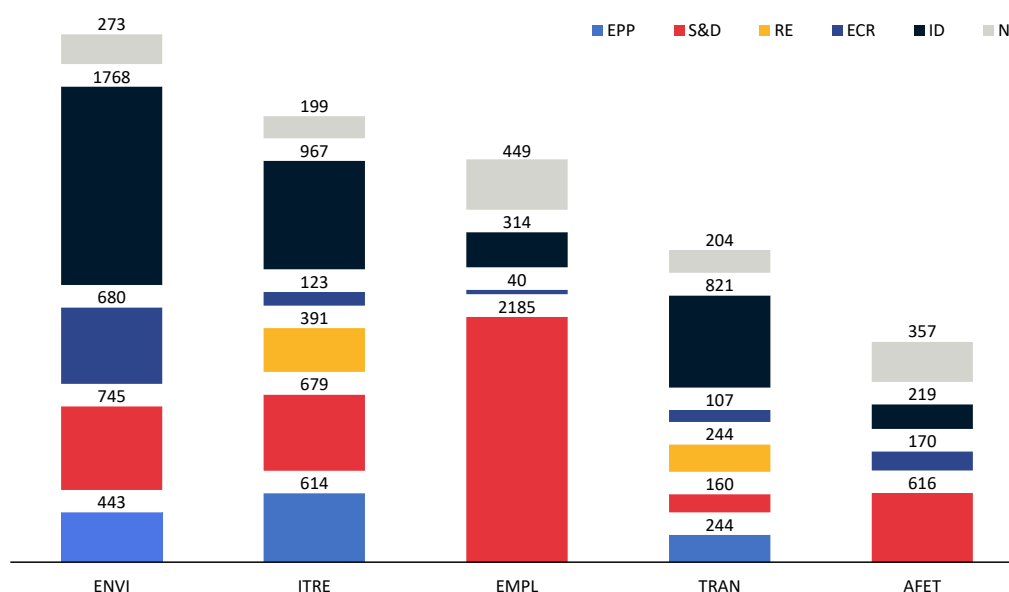
Most amendments of Italian MEPs were tabled to INI files (7,998 amendments), followed by COD files (3,438 amendments).

MEPs from Italy were most active in the ENVI, followed by the ITRE and EMPL Committees. 44.31 percent of all amendments tabled by Italian MEPs were tabled in these three committees.

## Most amended dossiers

	Procedure	Title	Number of amendments
1.	2020/2260 (INI)	A Farm to Fork Strategy for a fair, healthy, and environmentally friendly food system	804
2.	2020/0360 (COD)	Guidelines for trans-European energy infrastructure	584
3.	2020/0104 (COD)	Recovery and Resilience Facility	448
4.	2020/0361 (COD)	Single Market For Digital Services (Digital Services Act)	377
5.	2021/2013 (INI)	A Pharmaceutical Strategy for Europe	339

## In which EP Committees were the MEPs most active? (number of sponsorships)



## Most significant Member State partners (total connection strength)

	Member State	EPP	S&D	RE	ECR	GUE/NGL	Greens/EFA	ID	NI	Total
1.	France	25,27	169,39	176,43	0,00	42,84	60,43	1272,29	0,00	1746,65
2.	Spain	36,06	1421,65	115,32	95,75	2,52	5,41	0,00	2,00	1678,72
3.	Germany	165,40	546,82	59,60	0,53	2,92	30,48	432,12	0,00	1237,87
4.	Portugal	63,28	775,81	0,00	0,00	12,36	9,43	0,00	0,00	860,87
5.	Romania	185,42	375,47	48,88	0,00	0,00	0,00	0,00	0,00	609,77

## Which MEPs are the bridges to other Member States?






	France		Spain		Germany	
1.	Marco Campomenosi	ID	Elisabetta Gualmini	S&D	Brando Benifei	S&D
2.	Isabella Tovaglieri	ID	Brando Benifei	S&D	Elisabetta Gualmini	S&D
3.	Nicola Danti	RE	Pierfrancesco Majorino	S&D	Herbert Dorfmann	EPP
4.	Paolo Borchia	ID	Patrizia Toia	S&D	Isabella Tovaglieri	ID
5.	Alessandra Basso	ID	Nicola Danti	RE	Pierfrancesco Majorino	S&D

## Strongest cross-country cosponsoring relations

	MEP		Partner		Member State
1.	Elisabetta Gualmini	S&D	Estrella Durá Ferrandis	S&D	Spain
2.	Elisabetta Gualmini	S&D	Alicia Homs Ginel	S&D	Spain
3.	Elisabetta Gualmini	S&D	Vilija Blinkevičiūtė	S&D	Lithuania
4.	Elisabetta Gualmini	S&D	Milan Brglez	S&D	Slovenia
5.	Elisabetta Gualmini	S&D	Lina Gálvez Muñoz	S&D	Spain

# LATVIA

## ACTIVITY

- 1  Dace Melbārde  
ECR
- 2  Tatjana Ždanoka  
GREENS/EFA
- 3  Roberts Zīle  
ECR
- 4  Ivars Ijabs  
RE
- 5  Andris Ameriks  
S&D

## CONNECTIVITY

- 1  Ivars Ijabs  
RE
- 2  Inese Vaidere  
EPP
- 3  Andris Ameriks  
S&D
- 4  Roberts Zīle  
ECR
- 5  Sandra Kalniete  
EPP

## HETEROGENEITY

- 1  Ivars Ijabs  
RE
- 2  Sandra Kalniete  
EPP
- 3  Roberts Zīle  
ECR
- 4  Dace Melbārde  
ECR
- 5  Inese Vaidere  
EPP

## Key Findings

During the second year of the European Parliament's 9th term 8 MEPs from Latvia tabled 2,112 amendments. Out of these amendments, 1,526 were cosponsored by two or more MEPs.

Latvia takes the 17th position on the list of most active Member States.

The most active Latvian MEP was Dace Melbārde (ECR), who tabled 336 amendments with a total of 36 cosponsoring partners.

Latvia takes the 26th position on the list of most connected Member States.

The most connected Latvian MEP in the second year of the current EP term was Ivarsljabs (RE), who sponsored 670 amendments and worked together with 57 cosponsors.

Latvia's most frequent cosponsor Member State was Spain, followed by France.

Latvian MEPs tabled the most amendments to the "Recovery and Resilience Facility" legislative dossier.

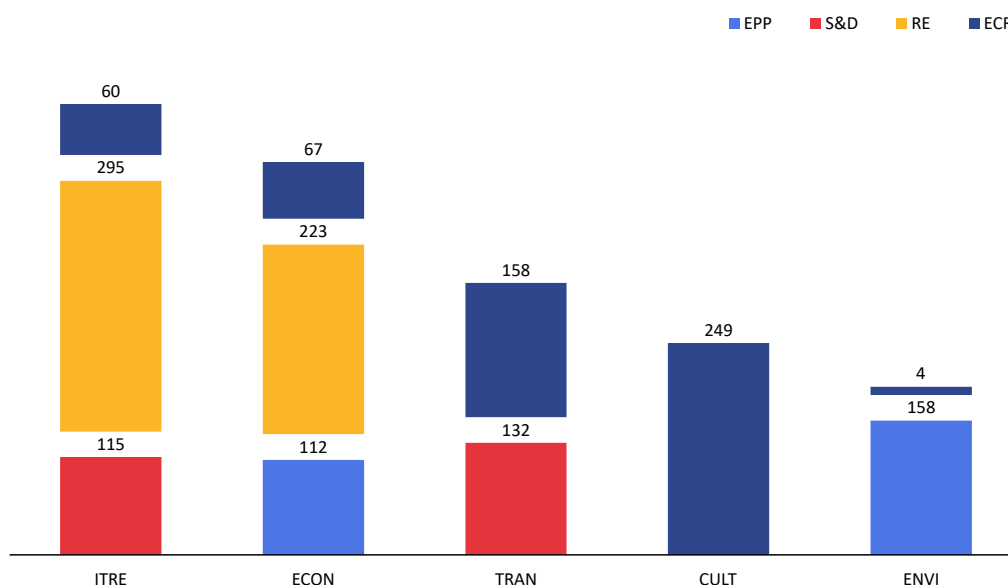
Most amendments of Latvian MEPs were tabled to INI files (1,187 amendments), followed by COD files (804 amendments).

MEPs from Latvia were most active in the ITRE followed by the ECON and TRAN Committees. 59.41 percent of all amendments tabled by Latvian MEPs were tabled in these three committees.

## Most amended dossiers

	Procedure	Title	Number of amendments
1.	2020/2018 (INL)	Recovery and Resilience Facility	224
2.	2019/2209 (INI)	Single Market For Digital Services (Digital Services Act)	136
3.	2019/0151 (COD)	European data governance (Data Governance Act)	111
4.	2020/0006 (COD)	Banking Union - annual report 2020	86
5.	2019/0152 (COD)	Establishing an EU Strategy for Sustainable Tourism	81

## In which EP Committees were the MEPs most active? (number of sponsorships)



## Most significant Member State partners (total connection strength)

	Member State	EPP	S&D	RE	ECR	GUE/NGL	Greens/EFA	ID	NI	Total
1.	Spain	36,83	76,20	71,20	0,00	0,00	2,40	0,00	1,00	187,62
2.	France	21,66	5,01	138,94	0,00	0,06	0,45	0,00	0,00	166,13
3.	Romania	5,18	20,02	97,67	0,00	0,00	0,00	0,00	0,00	122,87
4.	Poland	28,69	1,33	0,00	89,95	0,00	0,00	0,00	0,00	119,98
5.	Bulgaria	28,03	1,84	19,68	46,78	0,00	0,00	0,00	0,00	96,33

## Which MEPs are the bridges to other Member States?

	Spain		France		Romania	
1.	Andris Ameriks	S&D	Ivars Ijabs	RE	Ivars Ijabs	RE
2.	Ivars Ijabs	RE	Inese Vaidere	EPP	Andris Ameriks	S&D
3.	Inese Vaidere	EPP	Andris Ameriks	S&D	Inese Vaidere	EPP
4.	Tatjana Ždanoka	Greens/EFA	Dace Melbārde	ECR	Nils Ušakovs	S&D
5.	Nils Ušakovs	S&D	Nils Ušakovs	S&D	Dace Melbārde	ECR

## Strongest cross-country cosponsoring relations

	MEP		Partner		Member State
1.	Roberts Zile	ECR	Carlo Fidanza	ECR	Italy
2.	Ivars Ijabs	RE	Dragoș Pîslaru	RE	Romania
3.	Ivars Ijabs	RE	Olivier Chastel	RE	Belgium
4.	Sandra Kalniete	EPP	Andrius Kubilius	EPP	Lithuania
5.	Roberts Zile	ECR	Johan Van Overtveldt	ECR	Belgium

# LITHUANIA

## ACTIVITY

- 1  Petras Auštrevičius  
RE
- 2  Vilija Blinkevičiūtė  
S&D
- 3  Juozas Olekas  
S&D
- 4  Bronis Ropė  
GREENS/EFA
- 5  Andrius Kubilius  
EPP

## CONNECTIVITY

- 1  Vilija Blinkevičiūtė  
S&D
- 2  Petras Auštrevičius  
RE
- 3  Juozas Olekas  
S&D
- 4  Andrius Kubilius  
EPP
- 5  Rasa Juknevičienė  
EPP

## HETEROGENEITY

- 1  Andrius Kubilius  
EPP
- 2  Petras Auštrevičius  
RE
- 3  Vilija Blinkevičiūtė  
S&D
- 4  Juozas Olekas  
S&D
- 5  Bronis Ropė  
GREENS/EFA

## Key Findings

During the second year of the European Parliament's 9th term 8 MEPs from Lithuania tabled 3,507 amendments. Out of these amendments, 3,277 were cosponsored by two or more MEPs.

Lithuania takes the 26th position on the list of most active Member States.

The most active Lithuanian MEP was Petras Auštrevičius (RE), who tabled 1,180 amendments with a total of 90 cosponsoring partners.

Lithuania takes the 22nd position on the list of most connected Member States.

The most connected Lithuanian MEP in the second year of the current EP term was Vilija Blinkevičiūtė (S&D), who sponsored 1,343 amendments and worked together with 42 cosponsors.

Lithuania's most frequent cosponsor Member State was Spain, followed by Italy.

Lithuanian MEPs tabled the most amendments to the "Recommendation on relations with Belarus" legislative dossier.

Most amendments of Lithuanian MEPs were tabled to INI files (2,771 amendments), followed by COD files (317 amendments).

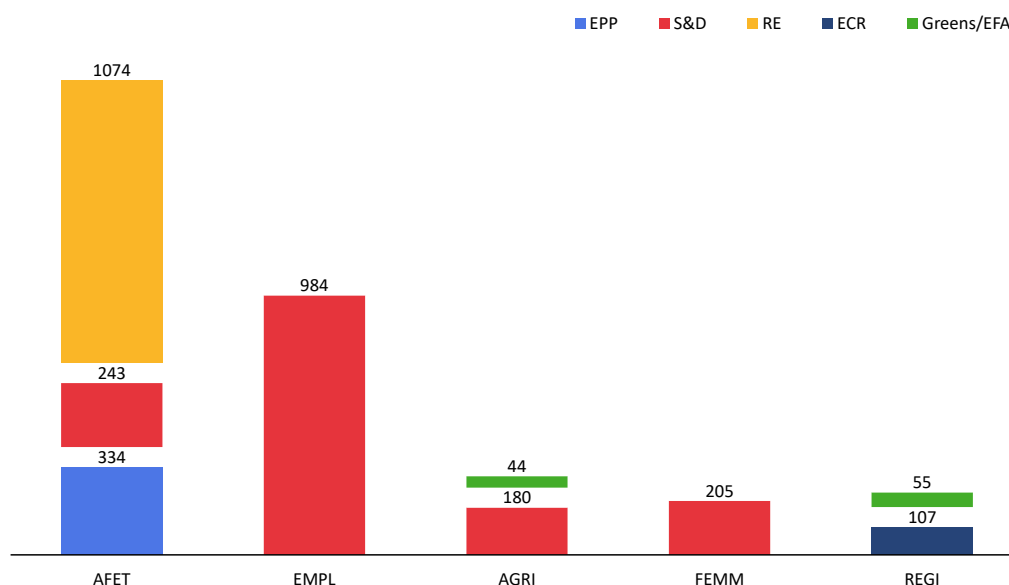
MEPs from Lithuania were most active in the AFET followed by the EMPL and AGRI Committees. 80.29 percent of all amendments tabled by Lithuanian MEPs were tabled in these three committees.



## Most amended dossiers

	Procedure	Title	Number of amendments
1.	2020/2081 (INI)	Recommendation on relations with Belarus	178
2.	2021/2042 (INI)	Direction of EU-Russia political relations	164
3.	2019/2202 (INI)	Report on the implementation of the EU Association Agreement with Ukraine	130
4.	2020/2207 (INI)	Implementation of the Common Security and Defence Policy - annual report 2019	126
5.	2020/2008 (INI)	Old continent growing older - possibilities and challenges related to ageing policy post 2020	124

## In which EP Committees were the MEPs most active? (number of sponsorships)



## Most significant Member State partners (total connection strength)

	Member State	EPP	S&D	RE	ECR	GUE/NGL	Greens/EFA	ID	NI	Total
1.	Spain	2,73	376,72	180,54	0,14	0,00	0,59	0,00	1,00	561,72
2.	Italy	0,48	317,93	0,63	25,83	0,00	0,00	0,00	1,88	346,76
3.	France	0,93	31,39	247,93	0,00	0,00	17,33	0,00	0,00	297,58
4.	Slovenia	0,14	87,89	141,43	0,00	0,00	0,00	0,00	0,00	229,47
5.	Romania	1,37	71,49	130,37	0,00	0,00	0,00	0,00	0,00	203,23

## Which MEPs are the bridges to other Member States?

	Spain		Italy		France	
1.	Vilija Blinkevičiūtė	S&D	Vilija Blinkevičiūtė	S&D	Petras Auštrevičius	RE
2.	Petras Auštrevičius	RE	Juozas Olekas	S&D	Andrius Kubilius	EPP
3.	Juozas Olekas	S&D	Valdemar Tomaševski	ECR	Juozas Olekas	S&D
4.	Andrius Kubilius	EPP	Petras Auštrevičius	RE	Bronis Ropė	Greens/EFA
5.	Valdemar Tomaševski	ECR	Andrius Kubilius	EPP	Vilija Blinkevičiūtė	S&D

## Strongest cross-country cosponsoring relations

	MEP		Partner		Member State
1.	Petras Auštrevičius	RE	Klemen Grošelj	RE	Slovenia
2.	Petras Auštrevičius	RE	Javier Nart	RE	Spain
3.	Petras Auštrevičius	RE	Nathalie Loiseau	RE	France
4.	Vilija Blinkevičiūtė	S&D	Lina Gálvez Muñoz	S&D	Spain
5.	Vilija Blinkevičiūtė	S&D	Alicia Homs Ginel	S&D	Spain

# LUXEMBOURG





## ACTIVITY

- 1  Tilly Metz  
GREENS/EFA
- 2  Marc Angel  
S&D
- 3  Christophe Hansen  
EPP
- 4  Isabel Wiseler-Lima  
EPP
- 5  Monica Semedo  
RE

## CONNECTIVITY

- 1  Marc Angel  
S&D
- 2  Monica Semedo  
RE
- 3  Christophe Hansen  
EPP
- 4  Isabel Wiseler-Lima  
EPP
- 5  Tilly Metz  
GREENS/EFA

## HETEROGENEITY

- 1  Marc Angel  
S&D
- 2  Tilly Metz  
GREENS/EFA
- 3  Christophe Hansen  
EPP
- 4  Isabel Wiseler-Lima  
EPP
- 5  Charles Goerens  
RE

## Key Findings

During the second year of the European Parliament's 9th term 6 MEPs from Luxembourg tabled 3,517 amendments. Out of these amendments, 3,046 were cosponsored by two or more MEPs.

Luxembourg takes the 6th position on the list of most active Member States.

The most active Luxembourgish MEP was Tilly Metz (Greens/EFA), who tabled 595 amendments with a total of 70 cosponsoring partners.

Luxembourg takes the 3rd position on the list of most connected Member States.

The most connected Luxembourgish MEP in the second year of the current EP term was Marc Angel (S&D), who sponsored 1,462 amendments and worked together with 128 cosponsors.

Luxembourg's most frequent cosponsor Member State was Germany, followed by France.

Luxembourgish MEPs tabled the most amendments to the "A Farm to Fork Strategy for a fair, healthy, and environmentally friendly food system" legislative dossier.

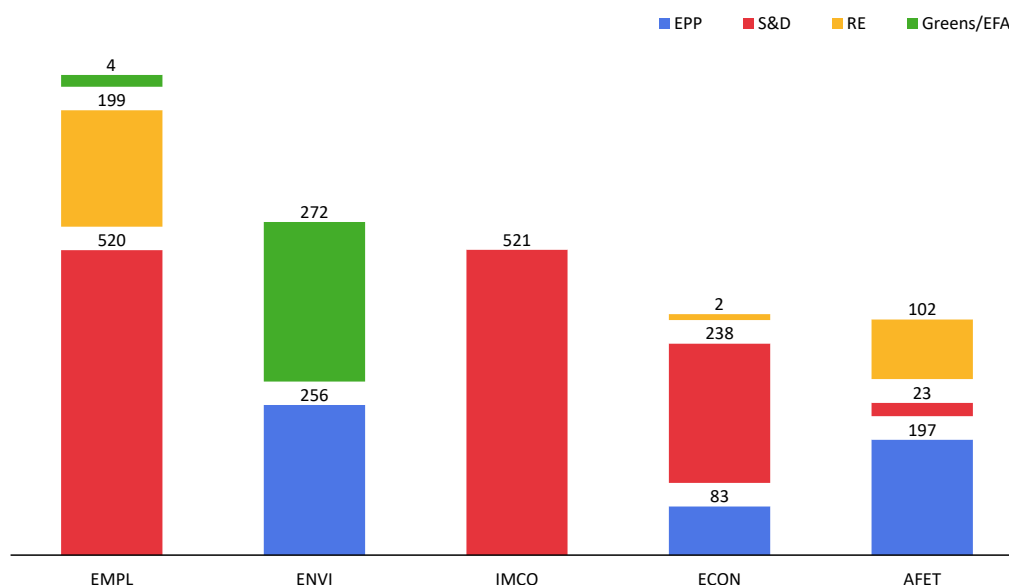
Most amendments of Luxembourgish MEPs were tabled to INI files (2,161 amendments), followed by COD files (840 amendments).

MEPs from Luxembourg were most active in the EMPL, followed by the ENVI and IMCO Committees. 53.02 percent of all amendments tabled by Luxembourgish MEPs were tabled in these three committees.

## Most amended dossiers

Procedure	Title	Number of amendments
1. 2020/2260 (INI)	A Farm to Fork Strategy for a fair, healthy, and environmentally friendly food system	239
2. 2020/0374 (COD)	Contestable and fair markets in the digital sector (Digital Markets Act)	190
3. 2020/2007 (INI)	Impacts of EU rules on the free movements of workers and services	110
4. 2020/2086 (INI)	General framework for equal treatment in employment and occupation	97
5. 2020/0104 (COD)	Recovery and Resilience Facility	90

## In which EP Committees were the MEPs most active? (number of sponsorships)



## Most significant Member State partners (total connection strength)

Member State	EPP	S&D	RE	ECR	GUE/NGL	ECR	GUE/NGL	Greens/EFA	Total
1. Germany	137,87	145,55	20,30	0	2,33	48,04	0	0	354,12
2. France	28,02	51,50	213,85	0	14,38	21,54	0	0	329,32
3. Spain	52,75	214,36	30,96	0,138	4,44	5,20	0	0	307,86
4. Portugal	43,27	205,22	0	0	18,58	2,60	0	0	269,69
5. Austria	38,50	63,75	0	0	0	109,77	0	0	212,02

## Which MEPs are the bridges to other Member States?

Germany			France		Spain	
1.	Marc Angel	S&D	Monica Semedo	RE	Marc Angel	S&D
2.	Christophe Hansen	EPP	Charles Goerens	RE	Christophe Hansen	EPP
3.	Isabel Wiseler-Lima	EPP	Marc Angel	S&D	Charles Goerens	RE
4.	Charles Goerens	RE	Tilly Metz	Greens/EFA	Isabel Wiseler-Lima	EPP
5.	Tilly Metz	Greens/EFA	Christophe Hansen	EPP	Monica Semedo	RE

## Strongest cross-country cosponsoring relations



MEP			Partner		Member State
1.	Tilly Metz	Greens/EFA	Sarah Wiener	Greens/EFA	Austria
2.	Marc Angel	S&D	Maria Grapini	S&D	Romania
3.	Marc Angel	S&D	Maria-Manuel Leitão-Marques	S&D	Portugal
4.	Marc Angel	S&D	Alex Agius Saliba	S&D	Malta
5.	Marc Angel	S&D	Christel Schaldemose	S&D	Denmark

# MALTA






## ACTIVITY

- 1  Alfred Sant  
S&D
- 2  Josianne Cutajar  
S&D
- 3  Alex Agius Saliba  
S&D
- 4  Roberta Metsola  
EPP
- 5  Cyrus Engerer  
S&D

## CONNECTIVITY

- 1  Alex Agius Saliba  
S&D
- 2  Josianne Cutajar  
S&D
- 3  Cyrus Engerer  
S&D
- 4  Alfred Sant  
S&D
- 5  Roberta Metsola  
EPP

## HETEROGENEITY

- 1  Alex Agius Saliba  
S&D
- 2  Josianne Cutajar  
S&D
- 3  Alfred Sant  
S&D
- 4  Roberta Metsola  
EPP
- 5  Cyrus Engerer  
S&D

## Key Findings

During the second year of the European Parliament's 9th term 7 MEPs from Malta tabled 2,561 amendments. Out of these amendments, 2,233 were cosponsored by two or more MEPs.

Malta takes the 18th position on the list of most active Member States.

The most active Maltese MEP was Alfred Sant (S&D) who tabled 364 amendments with a total of 32 cosponsoring partners.

Malta takes the 2nd position on the list of most connected Member States.

The most connected Maltese MEP in the second year of the current EP term was Alex Agius Saliba (S&D), who sponsored 854 amendments and worked together with 65 cosponsors.

Malta's most frequent cosponsor Member State was Spain, followed by Portugal.

Maltese MEPs tabled the most amendments to the "Contestable and fair markets in the digital sector (Digital Markets Act)" legislative dossier.

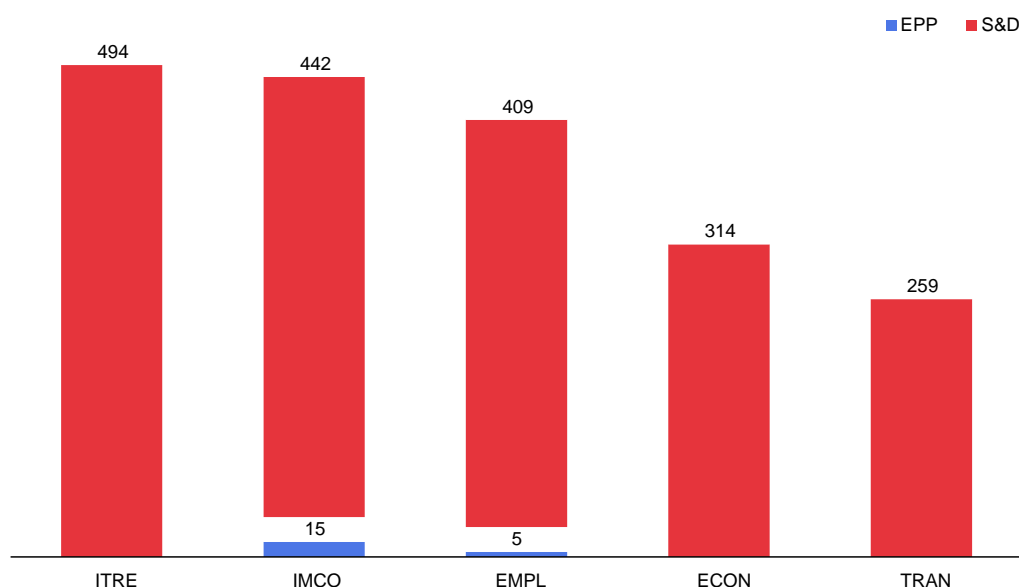
Most amendments of Maltese MEPs were tabled to INI files (1,213 amendments), followed by COD files (777 amendments).

MEPs from Malta were most active in the ITRE, followed by the IMCO and EMPL Committees. 51.92 percent of all amendments tabled by Maltese MEPs were tabled in these three committees.

## Most amended dossiers

	Procedure	Title	Number of amendments
1.	2020/0374 (COD)	Contestable and fair markets in the digital sector (Digital Markets Act)	213
2.	2021/0048 (NLE)	Establishing the Joint Undertakings under Horizon Europe	171
3.	2020/0266 (COD)	Digital operational resilience for the financial sector	123
4.	2020/2008 (INI)	Old continent growing older - possibilities and challenges related to ageing policy post 2020	91
5.	2020/2131 (INI)	A new strategy for European SMEs	83

## In which EP Committees were the MEPs most active? (number of sponsorships)



## Most significant Member State partners (total connection strength)

	Member State	EPP	S&D	RE	ECR	GUE/NGL	Greens/EFA	ID	NI	Total
1.	Spain	9,60	398,90	1,11	0,00	0,00	0,72	0,00	0,00	410,32
2.	Portugal	23,29	276,77	0,00	0,00	5,00	0,00	0,00	0,00	305,06
3.	Romania	11,52	219,33	9,27	0,00	0,00	0,00	0,00	0,00	240,13
4.	Germany	41,57	138,99	0,89	0,00	0,13	7,65	0,00	0,00	189,22
5.	Italy	1,13	143,87	0,00	0,00	0,00	0,00	0,00	1,84	146,84

## Which MEPs are the bridges to other Member States?

	Spain		Portugal		Romania	
1.	Alex Agius Saliba	S&D	Josianne Cutajar	S&D	Josianne Cutajar	S&D
2.	Josianne Cutajar	S&D	Alex Agius Saliba	S&D	Alex Agius Saliba	S&D
3.	Alfred Sant	S&D	Cyrus Engerer	S&D	Alfred Sant	S&D
4.	Cyrus Engerer	S&D	Roberta Metsola	EPP	Cyrus Engerer	S&D
5.	Roberta Metsola	EPP	Alfred Sant	S&D	Roberta Metsola	EPP

## Strongest cross-country cosponsoring relations

	MEP		Partner		Member State
1.	Alex Agius Saliba	S&D	Marc Angel	S&D	Luxembourg
2.	Alex Agius Saliba	S&D	Maria Grapini	S&D	Romania
3.	Josianne Cutajar	S&D	Maria-Manuel Leitão-Marques	S&D	Portugal
4.	Josianne Cutajar	S&D	Carlos Zorrinho	S&D	Portugal
5.	Josianne Cutajar	S&D	Robert Hajšel	S&D	Slovakia








# NETHERLANDS


## ACTIVITY

- 1  Anja Hazekamp  
GUE/NGL
- 2  Jeroen Lenaers  
EPP
- 3  Bas Eickhout  
GREENS/EFA
- 4  Tineke Strik  
Greens/EFA
- 5  Paul Tang  
S&D

## CONNECTIVITY

- 1  Samira Rafaela  
RE
- 2  Agnes Jongerius  
S&D
- 3  Sophie in 't Veld  
RE
- 4  Anja Hazekamp  
GUE/NGL
- 5  Paul Tang  
S&D

## HETEROGENEITY

- 1  Samira Rafaela  
RE
- 2  Paul Tang  
S&D
- 3  Agnes Jongerius  
S&D
- 4  Anja Hazekamp  
GUE/NGL
- 5  Liesje Schreinemacher  
RE

## Key Findings

During the second year of the European Parliament's 9th term 30 MEPs from Netherlands tabled 11,689 amendments. Out of these amendments, 9,639 were cosponsored by two or more MEPs.

Netherlands takes the 11st position on the list of most active Member States.

The most active Dutch MEP was Anja Hazekamp (GUE/NGL), who tabled 883 amendments with a total of 61 cosponsoring partners.

Netherlands takes the 12th position on the list of most connected Member States.

The most connected Dutch MEP in the second year of the current EP term was Samira Rafaela (RE), who sponsored 1,222 amendments and worked together with 72 cosponsors.

Netherlands' most frequent cosponsor Member State was Germany, followed by France.

Dutch MEPs tabled the most amendments to the "A Farm to Fork Strategy for a fair, healthy, and environmentally friendly food system" legislative dossier.

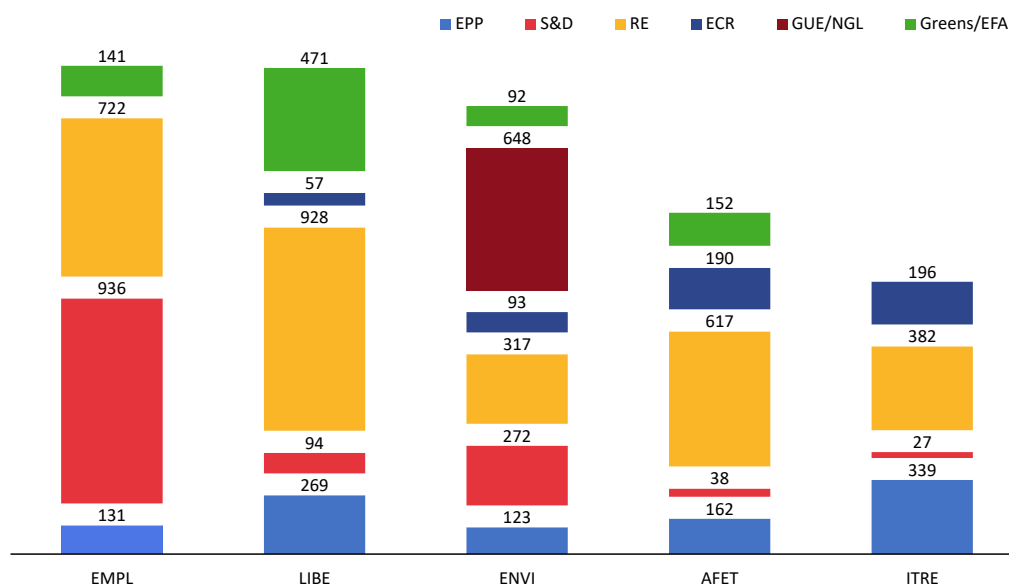
Most amendments of Dutch MEPs were tabled to INI files (6,719 amendments), followed by COD files (3,022 amendments).

MEPs from Netherlands were most active in the EMPL, followed by the LIBE and ENVI Committees. 44.64 percent of all amendments tabled by Dutch MEPs were tabled in these three committees.

## Most amended dossiers

	Procedure	Title	Number of amendments
1.	2020/2260 (INI)	A Farm to Fork Strategy for a fair, healthy, and environmentally friendly food system	498
2.	2020/0361 (COD)	Single Market For Digital Services (Digital Services Act)	478
3.	2020/0104 (COD)	Recovery and Resilience Facility	410
4.	2020/2077 (INI)	New Circular Economy Action Plan	339
5.	2020/0374 (COD)	Contestable and fair markets in the digital sector (Digital Markets Act)	334

## In which EP Committees were the MEPs most active? (number of sponsorships)



## Most significant Member State partners (total connection strength)

	Member State	EPP	S&D	RE	ECR	GUE/NGL	Greens/EFA	ID	NI	Total
1.	Germany	327,67	296,60	354,25	0,00	1,40	437,72	10,74	0,00	1428,38
2.	France	18,52	84,71	921,12	0,00	141,13	87,45	0,00	0,00	1252,93
3.	Spain	97,78	468,15	564,93	30,40	28,59	12,73	0,00	0,00	1202,58
4.	Romania	131,58	128,57	405,05	0,00	0,00	0,00	0,00	0,00	665,20
5.	Belgium	43,68	45,84	316,63	19,74	1,03	139,16	0,74	0,00	566,82

## Which MEPs are the bridges to other Member States?

	Germany		France		Spain	
1.	Kim van Sparrentak	Greens/EFA	Samira Rafaela	RE	Agnes Jongerius	S&D
2.	Tineke Strik	Greens/EFA	Malik Azmani	RE	Samira Rafaela	RE
3.	Agnes Jongerius	S&D	Anja Hazekamp	GUE/NGL	Caroline Nagtegaal	RE
4.	Sophie in 't Veld	RE	Bart Groothuis	RE	Liesje Schreinemacher	RE
5.	Caroline Nagtegaal	RE	Liesje Schreinemacher	RE	Vera Tax	S&D

## Strongest cross-country cosponsoring relations






	MEP		Partner		Member State	
1.	Kim van Sparrentak	Greens/EFA	Samira Rafaela	RE	Agnes Jongerius	S&D
2.	Tineke Strik	Greens/EFA	Malik Azmani	RE	Samira Rafaela	RE
3.	Agnes Jongerius	S&D	Anja Hazekamp	GUE/NGL	Caroline Nagtegaal	RE
4.	Sophie in 't Veld	RE	Bart Groothuis	RE	Liesje Schreinemacher	RE
5.	Caroline Nagtegaal	RE	Liesje Schreinemacher	RE	Vera Tax	S&D

# POLAND

## ACTIVITY

- 1  Kosma Złotowski  
ECR
- 2  Anna Zalewska  
ECR
- 3  Elżbieta Katarzyna  
Łukacijewska  
EPP
- 4  Jadwiga Wiśniewska  
ECR
- 5  Anna Fotyga  
ECR

## CONNECTIVITY

- 1  Łukasz Kohut  
S&D
- 2  Robert Biedroń  
S&D
- 3  Elżbieta Katarzyna  
Łukacijewska  
EPP
- 4  Róża Thun und Hohenstein  
EPP
- 5  Sylwia Spurek  
S&D

## HETEROGENEITY

- 1  Elżbieta Katarzyna  
Łukacijewska  
EPP
- 2  Róża Thun Und Hohenstein  
EPP
- 3  Łukasz Kohut  
S&D
- 4  Robert Biedroń  
S&D
- 5  Anna Fotyga  
ECR

## Key Findings

During the second year of the European Parliament's 9th term 52 MEPs from Poland tabled 9,299 amendments. Out of these amendments, 6,705 were cosponsored by two or more MEPs.

Poland takes the 22nd position on the list of most active Member States.

The most active Polish MEP was Kosma Złotowski (ECR), who tabled 606 amendments with a total of 27 cosponsoring partners.

Poland takes the 25th position on the list of most connected Member States.

The most connected Polish MEP in the second year of the current EP term was Łukasz Kohut (S&D), who sponsored 1,202 amendments and worked together with 141 cosponsors.

Poland's most frequent cosponsor Member State was Spain, followed by Germany.

Polish MEPs tabled the most amendments to the "Implementation of the Single European Sky (recast)" legislative dossier.

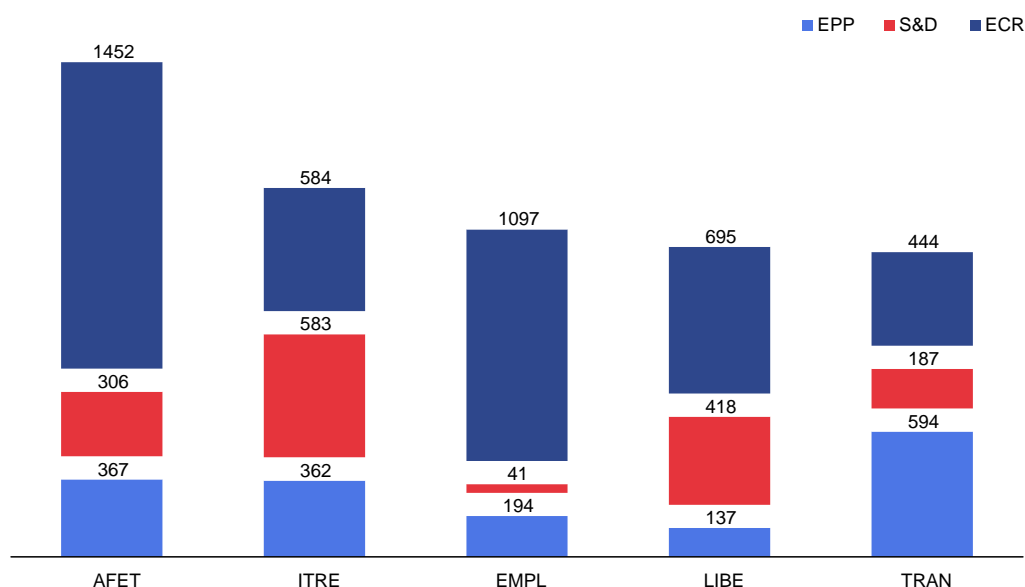
Most amendments of Polish MEPs were tabled to INI files (5,440 amendments), followed by COD files (2,776 amendments).

MEPs from Poland were most active in the AFET, followed by the ITRE and EMPL Committees. 38.47 percent of all amendments tabled by Polish MEPs were tabled in these three committees.

## Most amended dossiers

	Procedure	Title	Number of amendments
1.	2013/0186 (COD)	Implementation of the Single European Sky (recast)	382
2.	2020/0359 (COD)	Measures for a high common level of cybersecurity across the Union	321
3.	2020/0360 (COD)	Guidelines for trans-European energy infrastructure	318
4.	2020/0361 (COD)	Single Market For Digital Services (Digital Services Act)	292
5.	2020/2260 (INI)	A Farm to Fork Strategy for a fair, healthy, and environmentally friendly food system	256

## In which EP Committees were the MEPs most active? (number of sponsorships)



## Most significant Member State partners (total connection strength)

	Member State	EPP	S&D	RE	ECR	GUE/NGL	Greens/EFA	ID	NI	Total
1.	Spain	130,22	353,13	3,40	329,98	9,55	10,78	0,00	1,00	838,06
2.	Germany	423,17	140,56	26,94	0,00	3,82	63,70	5,07	0,00	663,25
3.	Italy	40,11	157,77	0,00	279,50	0,00	0,00	2,79	15,88	496,06
4.	Romania	269,06	143,26	6,90	39,82	0,00	0,00	0,00	0,00	459,03
5.	Slovakia	135,27	122,06	21,80	144,67	0,00	0,00	0,00	0,00	423,80

## Which MEPs are the bridges to other Member States?

	Spain		Germany		Italy	
1.	Łukasz Kohut	S&D	Tomasz Frankowski	EPP	Łukasz Kohut	S&D
2.	Jadwiga Wiśniewska	ECR	Elżbieta Katarzyna Łukacijewska	EPP	Andżelika Anna Możdżanowska	ECR
3.	Danuta Maria Hübner	EPP	Andrzej Halicki	EPP	Elżbieta Kruk	ECR
4.	Witold Jan Waszczykowski	ECR	Łukasz Kohut	S&D	Robert Biedroń	S&D
5.	Robert Biedroń	S&D	Sylvia Spurek	S&D	Izabela-Helena Kloc	ECR

## Strongest cross-country cosponsoring relations

	MEP		Partner		Member State
1.	Jadwiga Wiśniewska	ECR	Margarita de la Pisa Carrión	ECR	Spain
2.	Elżbieta Katarzyna Łukacijewska	EPP	Marian-Jean Marinescu	EPP	Romania
3.	Elżbieta Katarzyna Łukacijewska	EPP	Frances Fitzgerald	EPP	Ireland
4.	Zdzisław Krasnodębski	ECR	Evžen Tošenovský	ECR	Czechia
5.	Róža Thun Und Hohenstein	EPP	Michał Wiezik	EPP	Slovakia

# PORTUGAL

## ACTIVITY



## CONNECTIVITY



## HETEROGENEITY



## Key Findings

During the second year of the European Parliament's 9th term 22 MEPs from Portugal tabled 12,461 amendments. Out of these amendments, 10,577 were cosponsored by two or more MEPs.

Portugal takes the 1st position on the list of most active Member States.

The most active Portuguese MEP was Marisa Matias (GUE/NGL), who tabled 1,302 amendments with a total of 61 cosponsoring partners.

Portugal takes the 1st position on the list of most connected Member States.

The most connected Portuguese MEP in the second year of the current EP term was Maria-Manuel Leitão-Marques (S&D), who sponsored 1,647 amendments and worked together with 73 cosponsors.

Portugal's most frequent cosponsor Member State was Spain, followed by Germany.

Portuguese MEPs tabled the most amendments to the "Recovery and Resilience Facility" legislative dossier.

Most amendments of Portuguese MEPs were tabled to INI files (7,450 amendments), followed by COD files (3,414 amendments).

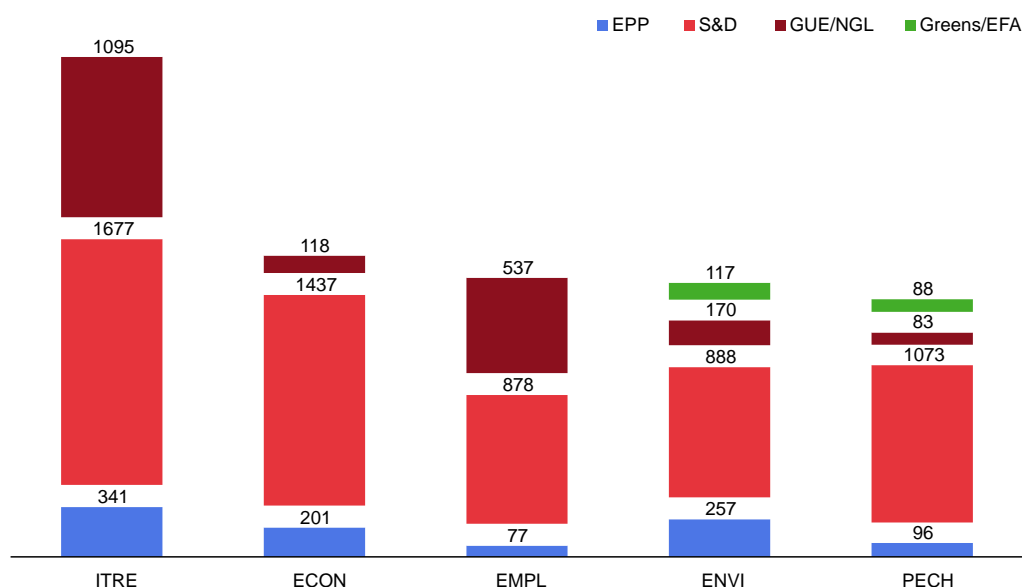
MEPs from Portugal were most active in the ITRE, followed by the ECON and EMPL Committees. 43.27 percent of all amendments tabled by Portuguese MEPs were tabled in these three committees.



## Most amended dossiers

	Procedure	Title	Number of amendments
1.	2020/0104 (COD)	Recovery and Resilience Facility	556
2.	2020/2260 (INI)	A Farm to Fork Strategy for a fair, healthy, and environmentally friendly food system	498
3.	2021/0048 (NLE)	Joint Undertakings under Horizon Europe	364
4.	2020/0361 (COD)	Single Market For Digital Services (Digital Services Act)	305
5.	2020/0359 (COD)	Measures for a high common level of cybersecurity across the Union	251

## In which EP Committees were the MEPs most active? (number of sponsorships)



## Most significant Member State partners (total connection strength)

	Member State	EPP	S&D	RE	ECR	GUE/NGL	Greens/EFA	ID	NI	Total
1.	Spain	181,07	1843,87	2,97	4,29	271,56	3,64	0,00	0,00	2307,40
2.	Germany	351,54	578,09	2,74	0,00	303,35	38,72	0,00	0,00	1274,44
3.	Romania	153,19	834,67	7,68	0,00	0,00	0,00	0,00	0,00	995,54
4.	France	103,27	292,17	21,45	0,00	424,85	40,72	0,00	0,00	882,45
5.	Italy	55,66	782,36	0,00	0,71	0,00	0,00	1,01	21,12	860,87

## Which MEPs are the bridges to other Member States?

	Spain		Germany		Romania	
1.	Manuel Pizarro	S&D	Marisa Matias	GUE/NGL	Sara Cerdas	S&D
2.	Sara Cerdas	S&D	Maria da Graça Carvalho	EPP	Isabel Carvalhais	S&D
3.	Maria-Manuel Leitão-Marques	S&D	Maria-Manuel Leitão-Marques	S&D	Manuel Pizarro	S&D
4.	Isabel Carvalhais	S&D	Isabel Santos	S&D	Maria-Manuel Leitão-Marques	S&D
5.	Carlos Zorrinho	S&D	José Manuel Fernandes	EPP	Pedro Marques	S&D

## Strongest cross-country cosponsoring relations

	MEP		Partner		Member State
1.	Marisa Matias	GUE/NGL	Manuel Bompard	GUE/NGL	France
2.	Marisa Matias	GUE/NGL	Cornelia Ernst	GUE/NGL	Germany
3.	Maria-Manuel Leitão-Marques	S&D	Lina Gálvez Muñoz	S&D	Spain
4.	Carlos Zorrinho	S&D	Robert Hajšel	S&D	Slovakia
5.	Pedro Marques	S&D	Jonás Fernández	S&D	Spain

# ROMANIA

## ACTIVITY

- 1  Maria Grapini  
S&D
- 2  Nicolae Ștefănuță  
RE
- 3  Victor Negrescu  
S&D
- 4  Daniel Buda  
EPP
- 5  Marian-Jean Marinescu  
EPP

## CONNECTIVITY

- 1  Dragoș Pîslaru  
RE
- 2  Nicolae Ștefănuță  
RE
- 3  Maria Grapini  
S&D
- 4  Rovana Plumb  
S&D
- 5  Ramona Strugariu  
RE

## HETEROGENEITY

- 1  Dragoș Pîslaru  
RE
- 2  Siegfried Mureșan  
EPP
- 3  Nicolae Ștefănuță  
RE
- 4  Marian-Jean Marinescu  
EPP
- 5  Victor Negrescu  
S&D

## Key Findings

During the second year of the European Parliament's 9th term 34 MEPs from Romania tabled 14,617 amendments. Out of these amendments, 12,104 were cosponsored by two or more MEPs.

Romania takes the 7th position on the list of most active Member States.

The most active Romanian MEP was Maria Grapini (S&D) who tabled 1,780 amendments with a total of 73 cosponsoring partners.

Romania takes the 5th position on the list of most connected Member States.

The most connected Romanian MEP in the first year of the current EP term was Dragoș Pîslaru (RE), who sponsored 1,426 amendments and worked together with 106 cosponsors.

Romania's most frequent cosponsor Member State was Spain, followed by France.

Romanian MEPs tabled the most amendments to the "Recovery and Resilience Facility" legislative dossier.

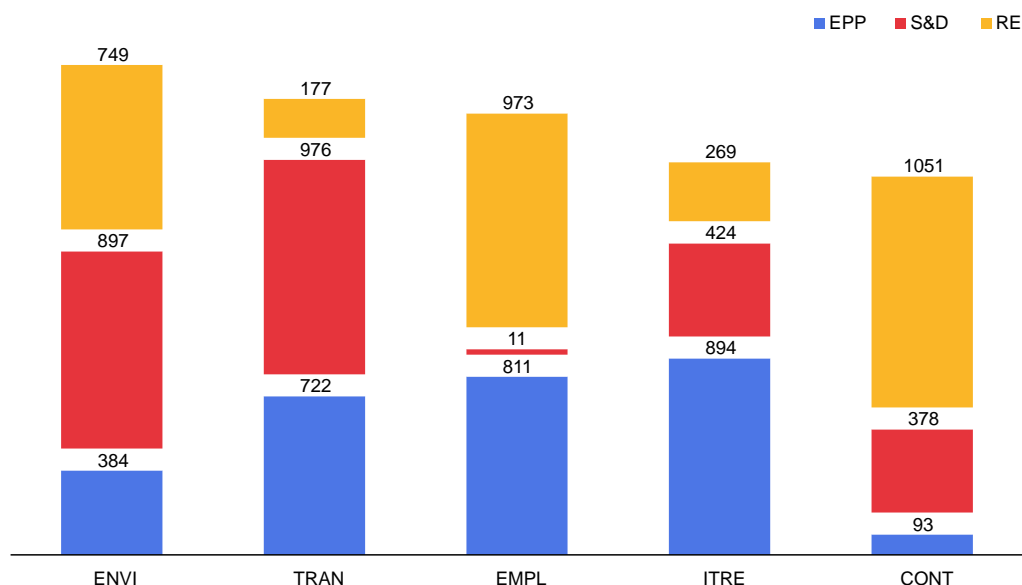
Most amendments of Romanian MEPs were tabled to INI files (7,756 amendments), followed by COD files (4,202 amendments).

MEPs from Romania were most active in the ENVI, followed by the TRAN and EMPL Committees. 32.17 percent of all amendments tabled by Romanian MEPs were tabled in these three committees.

## Most amended dossiers

	Procedure	Title	Number of amendments
1.	2020/0104 (COD)	Recovery and Resilience Facility	852
2.	2020/2260 (INI)	A Farm to Fork Strategy for a fair, healthy, and environmentally friendly food system	482
3.	2020/0374 (COD)	Contestable and fair markets in the digital sector (Digital Markets Act)	343
4.	2020/2273 (INI)	EU Biodiversity Strategy for 2030: Bringing nature back into our lives	329
5.	2020/2140 (DEC)	2019 discharge: General budget of the EU - European Commission	294

## In which EP Committees were the MEPs most active? (number of sponsorships)



## Most significant Member State partners (total connection strength)

	Member State	EPP	S&D	RE	ECR	GUE/NGL	Greens/EFA	ID	NI	Total
1.	Spain	213,01	1191,06	570,89	8,64	0,00	2,17	0,00	2,00	1987,76
2.	France	75,97	106,55	1588,61	0,00	0,66	12,80	0,00	0,00	1784,59
3.	Germany	482,93	388,45	225,88	0,00	5,51	27,11	0,00	0,00	1129,87
4.	Portugal	151,14	836,22	0,00	0,00	8,18	0,00	0,00	0,00	995,54
5.	Bulgaria	106,91	633,31	195,34	22,22	0,00	0,00	0,00	0,00	957,77

## Which MEPs are the bridges to other Member States?

	Spain		France		Germany	
1.	Maria Grapini	S&D	Dragoș Pîslaru	RE	Victor Negrescu	S&D
2.	Nicolae Ștefănuță	RE	Alin Mituța	RE	Maria Grapini	S&D
3.	Rovana Plumb	S&D	Nicolae Ștefănuță	RE	Ioan-Rareș Bogdan	EPP
4.	Dragoș Pîslaru	RE	Vlad-Marius Botoș	RE	Siegfried Mureșan	EPP
5.	Carmen Avram	S&D	Ramona Strugariu	RE	Rovana Plumb	S&D

## Strongest cross-country cosponsoring relations

	MEP		Partner		Member State
1.	Ramona Strugariu	RE	Olivier Chastel	RE	Belgium
2.	Maria Grapini	S&D	Isabel García Muñoz	S&D	Spain
3.	Nicolae Ștefănuță	RE	María Soraya Rodríguez Ramos	RE	Spain
4.	Nicolae Ștefănuță	RE	Martin Hojsík	RE	Slovakia
5.	Alin Mituța	RE	Olivier Chastel	RE	Belgium

# SLOVAKIA






## ACTIVITY

1		Michal Wiezik EPP
2		Miriam Lexmann EPP
3		Martin Hojsik RE
4		Vladimír Bilčík EPP
5		Eugen Jurzyca S&D

## CONNECTIVITY

1		Martin Hojsik RE
2		Robert Hajšel S&D
3		Michal Šimečka RE
4		Monika Beňová S&D
5		Michal Wiezik EPP

## HETEROGENEITY

1		Michal Wiezik EPP
2		Martin Hojsik RE
3		Lucia Ďuriš Nicholsonová ECR
4		Miriam Lexmann EPP
5		Michal Šimečka RE

## Key Findings

During the second year of the European Parliament's 9th term 13 MEPs from Slovakia tabled 7,151 amendments. Out of these amendments, 5,771 were cosponsored by two or more MEPs.

Slovakia takes the 5th position on the list of most active Member States.

The most active Slovakian MEP was Michal Wiezik (EPP) who tabled 825 amendments with a total of 77 cosponsoring partners.

Slovakia takes the 8th position on the list of most connected Member States.

The most connected Slovakian MEP in the second year of the current EP term was Martin Hojsik (RE), who sponsored 1,182 amendments and worked together with 94 cosponsors.

Slovakia's most frequent cosponsor Member State was Spain, followed by Germany.

Slovakian MEPs tabled the most amendments to the "Single Market For Digital Services (Digital Services Act)" legislative dossier.

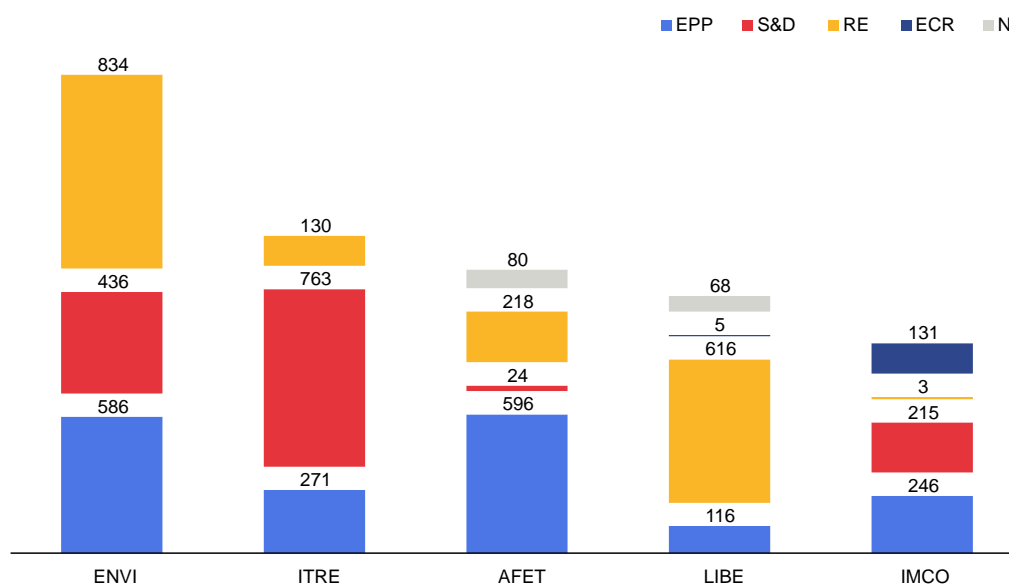
Most amendments of Slovakian MEPs were tabled to INI files (3,716 amendments), followed by COD files (2,085 amendments).

MEPs from Slovakia were most active in the ENVI, followed by the ITRE and AFET Committees. 53.32 percent of all amendments tabled by Slovakian MEPs were tabled in these three committees.

## Most amended dossiers

	Procedure	Title	Number of amendments
1.	2020/0361 (COD)	Single Market For Digital Services (Digital Services Act)	364
2.	2020/2260 (INI)	A Farm to Fork Strategy for a fair, healthy, and environmentally friendly food system	333
3.	2020/2273 (INI)	EU Biodiversity Strategy for 2030: Bringing nature back into our lives	288
4.	2020/0104 (COD)	Recovery and Resilience Facility	238
5.	2020/2077 (INI)	New Circular Economy Action Plan	214

## In which EP Committees were the MEPs most active? (number of sponsorships)



## Most significant Member State partners (total connection strength)

	Member State	EPP	S&D	RE	ECR	GUE/NGL	Greens/EFA	ID	NI	Total
1.	Spain	100,21	379,77	219,49	0,55	5,11	2,70	0,00	0,00	707,82
2.	Germany	350,01	139,86	116,62	0,00	0,00	26,13	0,00	0,00	632,62
3.	France	45,70	23,53	486,83	0,00	11,27	5,87	0,00	0,00	573,21
4.	Romania	94,71	142,66	271,11	0,00	0,00	0,00	0,00	0,00	508,48
5.	Portugal	101,17	328,21	0,00	0,00	2,93	7,44	0,00	0,00	439,74

## Which MEPs are the bridges to other Member States?

	Spain		Germany		France	
1.	Robert Hajšel	S&D	Ivan Štefanec	EPP	Martin Hojsík	RE
2.	Martin Hojsík	RE	Vladimír Bilčík	EPP	Michal Šimečka	RE
3.	Monika Beňová	S&D	Michal Šimečka	RE	Michal Wiezik	EPP
4.	Ivan Štefanec	EPP	Monika Beňová	S&D	Lucia Ďuriš Nicholsonová	ECR
5.	Michal Šimečka	RE	Michal Wiezik	EPP	Miroslav Číž	S&D

## Strongest cross-country cosponsoring relations

	MEP		Partner		Member State
1.	Martin Hojsík	RE	Nicolae Ștefănuță	RE	Romania
2.	Martin Hojsík	RE	María Soraya Rodríguez Ramos	RE	Spain
3.	Robert Hajšel	S&D	Carlos Zorrinho	S&D	Portugal
4.	Michal Šimečka	RE	Sophie in 't Veld	RE	Netherlands
5.	Martin Hojsík	RE	Frédérique Ries	RE	Belgium







# SLOVENIA

## ACTIVITY

- 1  Klemen Grošelj  
RE
- 2  Franc Bogovič  
EPP
- 3  Milan Brglez  
S&D
- 4  Tanja Fajon  
S&D
- 5  Irena Joveva  
RE

## CONNECTIVITY

- 1  Milan Brglez  
S&D
- 2  Klemen Grošelj  
RE
- 3  Irena Joveva  
RE
- 4  Tanja Fajon  
S&D
- 5  Romana Tomc  
EPP

## HETEROGENEITY

- 1  Klemen Grošelj  
RE
- 2  Milan Brglez  
S&D
- 3  Romana Tomc  
EPP
- 4  Irena Joveva  
RE
- 5  Tanja Fajon  
S&D

## Key Findings

During the second year of the European Parliament's 9th term 8 MEPs from Slovenia tabled 4,927 amendments. Out of these amendments, 4,683 were cosponsored by two or more MEPs.

Slovenia takes the 16th position on the list of most active Member States.

The most active Slovenian MEP was Klemen Grošelj (RE) who tabled 1,443 amendments with a total of 78 cosponsoring partners.

Slovenia takes the 4th position on the list of most connected Member States.

The most connected Slovenian MEP in the second year of the current EP term was Milan Brglez (S&D), who sponsored 1,488 amendments and worked together with 98 cosponsors.

Slovenia's most frequent cosponsor Member State was Spain, followed by France.

Slovenian MEPs tabled the most amendments to the "A Farm to Fork Strategy for a fair, healthy, and environmentally friendly food system" legislative dossier.

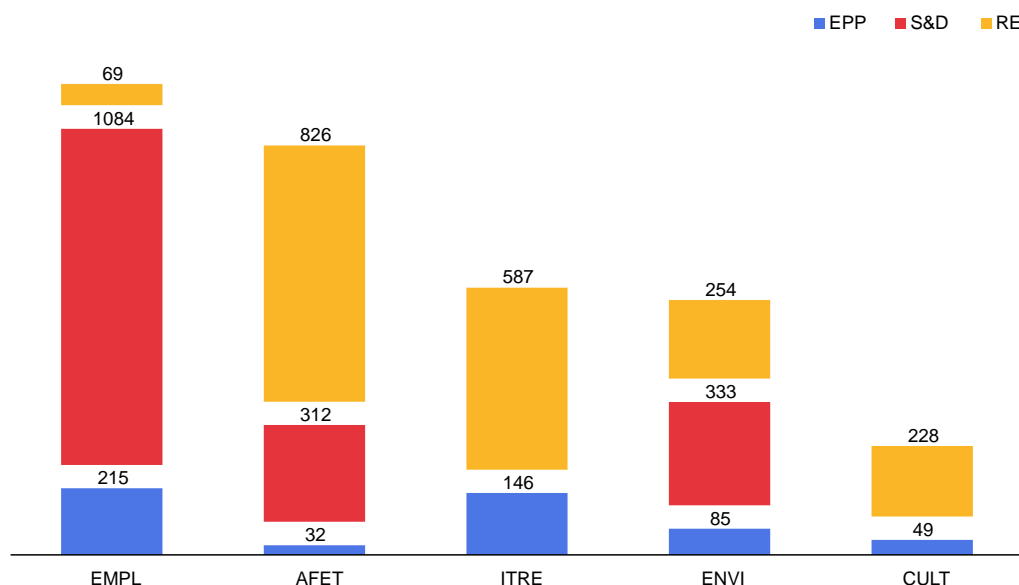
Most amendments of Slovenian MEPs were tabled to INI files (3,187 amendments), followed by COD files (1,094 amendments).

MEPs from Slovenia were most active in the EMPL, followed by the AFET and ITRE Committees. 67.44 percent of all amendments tabled by Slovenian MEPs were tabled in these three committees.

## Most amended dossiers

	Procedure	Title	Number of amendments
1.	2020/0006 (COD)	A Farm to Fork Strategy for a fair, healthy, and environmentally friendly food system	188
2.	2020/0036 (COD)	Guidelines for trans-European energy infrastructure	181
3.	2019/2975 (RSP)	Recovery and Resilience Facility	106
4.	2020/2071 (INI)	Old continent growing older - possibilities and challenges related to ageing policy post 2020	103
5.	2020/2012 (INL)	The European Education Area: a shared holistic approach to education, skills and competences	90

## In which EP Committees were the MEPs most active? (number of sponsorships)



## Most significant Member State partners (total connection strength)

	Member State	EPP	S&D	RE	ECR	GUE/NGL	Greens/EFA	ID	NI	Total
1.	Spain	43,08	448,88	185,76	0,14	3,21	3,86	0,00	0,00	684,94
2.	France	18,61	88,42	505,49	0,00	0,24	21,88	0,00	0,00	634,63
3.	Romania	76,12	39,35	220,06	0,00	0,00	0,00	0,00	0,00	335,53
4.	Italy	15,03	248,19	48,35	0,00	0,00	0,00	2,50	1,66	315,73
5.	Germany	88,91	155,52	22,18	0,00	2,23	10,55	0,00	0,00	279,40

## Which MEPs are the bridges to other Member States?

	Spain		France		Romania	
1.	Milan Brglez	S&D	Klemen Grošelj	RE	Klemen Grošelj	RE
2.	Klemen Grošelj	RE	Irena Joveva	RE	Irena Joveva	RE
3.	Tanja Fajon	S&D	Tanja Fajon	S&D	Milan Brglez	S&D
4.	Irena Joveva	RE	Milan Brglez	S&D	Franc Bogovič	EPP
5.	Franc Bogovič	EPP	Romana Tomc	EPP	Romana Tomc	EPP

## Strongest cross-country cosponsoring relations






	MEP		Partner		Member State
1.	Klemen Grošelj	RE	Petras Auštrevičius	RE	Lithuania
2.	Klemen Grošelj	RE	Christophe Grudler	RE	France
3.	Milan Brglez	S&D	Alicia Homs Ginel	S&D	Spain
4.	Milan Brglez	S&D	Estrella Durá Ferrandis	S&D	Spain
5.	Milan Brglez	S&D	Gabriele Bischoff	S&D	Germany

# SPAIN




## ACTIVITY

- 1  Margarita de la Pisa Carrión  
ECR
- 2  Antoni Comín i Oliveres  
NI
- 3  Isabel García Muñoz  
S&D
- 4  Jorge Buxadé Villalba  
ECR
- 5  Carles Puigdemont i Casamajó  
NI

## CONNECTIVITY

- 1  Lina Gálvez Muñoz  
S&D
- 2  María Soraya Rodríguez Ramos  
RE
- 3  Alicia Homs Ginel  
S&D
- 4  Estrella Durá Ferrandis  
S&D
- 5  Nicolás González Casares  
S&D

## HETEROGENEITY

- 1  Eider Gardiazabal Rubial  
S&D
- 2  Jonás Fernández  
S&D
- 3  Isabel Benjumea Benjumea  
EPP
- 4  María Soraya Rodríguez Ramos  
RE
- 5  Margarita de la Pisa Carrión  
ECR

## Key Findings

During the second year of the European Parliament's 9th term 59 MEPs from Spain tabled 23,787 amendments. Out of these amendments, 18,476 were cosponsored by two or more MEPs.

Spain takes the 4th position on the list of most active Member States.

The most active Spanish MEP was Margarita de la Pisa Carrión (ECR) who tabled 1,229 amendments with a total of 36 cosponsoring partners.

Spain takes the 7th position on the list of most connected Member States.

The most connected Spanish MEP in the second year of the current EP term was Lina Gálvez Muñoz (S&D), who sponsored 2,044 amendments and worked together with 68 cosponsors.

Spain's most frequent cosponsor Member State was Portugal, followed by Germany.

Spanish MEPs tabled the most amendments to the "Recovery and Resilience Facility" legislative dossier.

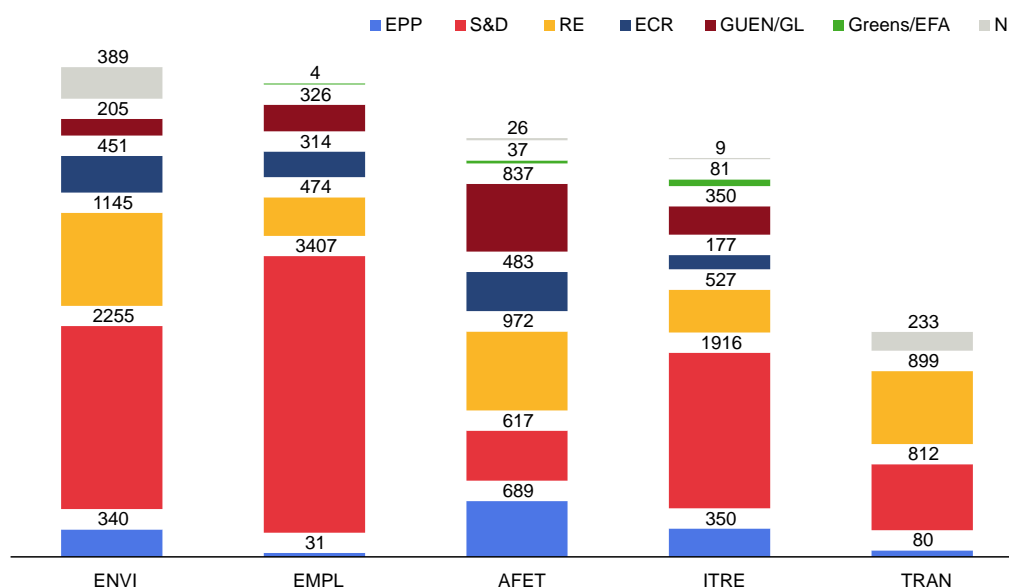
Most amendments of Spanish MEPs were tabled to INI files (14,579 amendments), followed by COD files (5,578 amendments).

MEPs from Spain were most active in the ENVI, followed by the EMPL and AFET Committees. 41.54 percent of all amendments tabled by Spanish MEPs were tabled in these three committees.

## Most amended dossiers

	Procedure	Title	Number of amendments
1.	2020/0104 (COD)	Recovery and Resilience Facility	1043
2.	2020/2260 (INI)	A Farm to Fork Strategy for a fair, healthy, and environmentally friendly food system	668
3.	2020/2273 (INI)	EU Biodiversity Strategy for 2030: Bringing nature back into our lives	510
4.	2020/0361 (COD)	Single Market For Digital Services (Digital Services Act)	402
5.	2020/2129 (INL)	Corporate due diligence and corporate accountability	377

## In which EP Committees were the MEPs most active? (number of sponsorships)



## Most significant Member State partners (total connection strength)

	Member State	EPP	S&D	RE	ECR	GUE/NGL	Greens/EFA	ID	NI	Total
1.	Portugal	190,93	1846,69	0,00	0,00	264,34	5,45	0,00	0,00	2307,40
2.	Germany	392,35	870,99	376,36	0,00	290,50	360,86	6,23	0,00	2297,29
3.	France	45,27	344,81	1514,80	0,00	273,28	76,39	2,45	0,00	2256,99
4.	Romania	290,86	1028,28	660,28	8,35	0,00	0,00	0,00	0,00	1987,76
5.	Italy	23,12	1429,10	113,51	91,78	0,00	0,00	7,72	13,48	1678,72

## Which MEPs are the bridges to other Member States?





	Portugal		Germany		France	
1.	Lina Gálvez Muñoz	S&D	Ernest Urtasun	Greens/EFA	Susana Solís Pérez	RE
2.	Nicolás González Casares	S&D	Lina Gálvez Muñoz	S&D	María Soraya Rodríguez Ramos	RE
3.	Jonás Fernández	S&D	Izaskun Bilbao Barandica	RE	Adrián Vázquez Lázara	RE
4.	Clara Aguilera	S&D	Alicia Homs Ginell	S&D	Jordi Cañas	RE
5.	Alicia Homs Ginell	S&D	Estrella Durá Ferrandis	S&D	Javier Nart	RE

## Strongest cross-country cosponsoring relations

	MEP		Partner		Member State
1.	Ernest Urtasun	Greens/EFA	Damian Boeselager	Greens/EFA	Germany
2.	Adrián Vázquez Lázara	RE	Stéphane Séjourné	RE	France
3.	Isabel Benjumea Benjumea	EPP	Frances Fitzgerald	EPP	Ireland
4.	Isabel García Muñoz	S&D	Maria Grapini	S&D	Romania
5.	Isabel García Muñoz	S&D	Tsvetelina Penkova	S&D	Bulgaria

# SWEDEN

## ACTIVITY

- 1  Sara Skyttedal  
EPP
- 2  Charlie Weimers  
ECR
- 3  Jessica Polfjärd  
EPP
- 4  Jörgen Warborn  
EPP
- 5  Arba Kokalari  
EPP

## CONNECTIVITY

- 1  Johan Danielsson  
S&D
- 2  Heléne Fritzon  
S&D
- 3  Abir Al-Sahlani  
RE
- 4  Jytte Guteland  
S&D
- 5  Evin Incir  
S&D

## HETEROGENEITY

- 1  Abir Al-Sahlani  
RE
- 2  Malin Björk  
GUE/NGL
- 3  Charlie Weimers  
ECR
- 4  Jörgen Warborn  
EPP
- 5  Johan Danielsson  
S&D

## Key Findings

During the second year of the European Parliament's 9th term 22 MEPs from Sweden tabled 7,239 amendments. Out of these amendments, 5,327 were cosponsored by two or more MEPs.

Sweden takes the 9th position on the list of most active Member States.

The most active Swedish MEP was Sara Skyttedal (EPP) who tabled 512 amendments with a total of 61 cosponsoring partners.

Sweden takes the 9th position on the list of most connected Member States.

The most Swedish MEP in the second year of the current EP term was Johan Danielsson (S&D), who sponsored 768 amendments and worked together with 39 cosponsors.

Sweden's most frequent cosponsor Member State was Germany, followed by Spain.

Swedish MEPs tabled the most amendments to the "Guidelines for trans-European energy infrastructure" legislative dossier.

Most amendments of Swedish MEPs were tabled to INI files (4,579 amendments), followed by COD files (1,773 amendments).

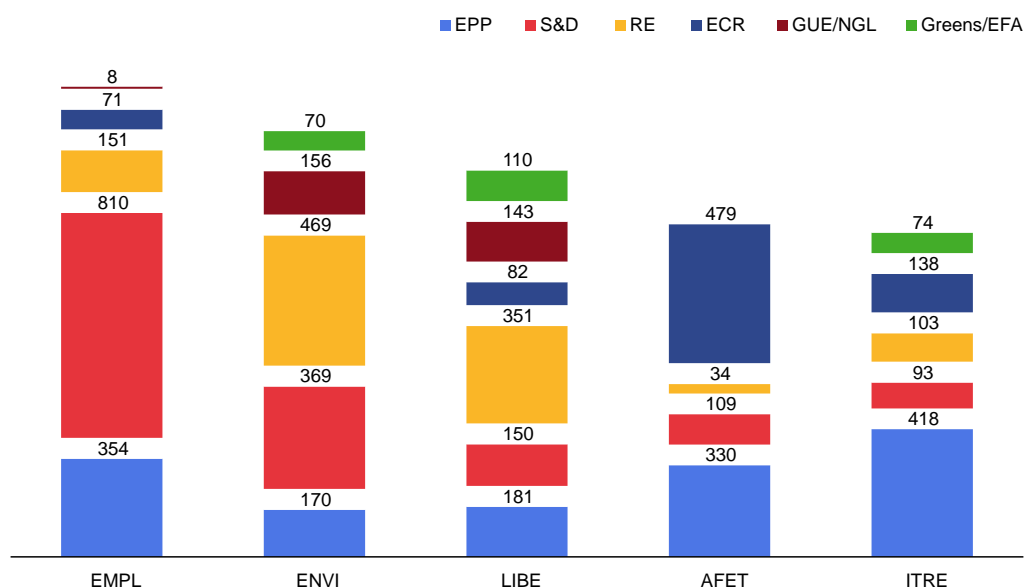
MEPs from Sweden were most active in the EMPL, followed by the ENVI and LIBE Committees. 45.32 percent of all amendments tabled by Swedish MEPs were tabled in these three committees.



## Most amended dossiers

	Procedure	Title	Number of amendments
1.	2020/0360 (COD)	Guidelines for trans-European energy infrastructure	503
2.	2020/0310 (COD)	Adequate minimum wages in the European Union	281
3.	2020/2260 (INI)	A Farm to Fork Strategy for a fair, healthy, and environmentally friendly food system	280
4.	2020/0361 (COD)	Single Market For Digital Services (Digital Services Act)	275
5.	2020/2077 (INI)	New Circular Economy Action Plan	226

## In which EP Committees were the MEPs most active? (number of sponsorships)



## Most significant Member State partners (total connection strength)

	Member State	EPP	S&D	RE	ECR	GUE/NGL	Greens/EFA	ID	NI	Total
1.	Germany	271,53	170,92	135,48	0,00	1,73	31,84	70,28	0,00	681,77
2.	Spain	81,04	320,07	127,03	71,65	34,90	34,84	0,00	0,00	669,52
3.	Netherlands	55,40	90,04	185,51	125,64	34,55	6,08	0,00	0,00	497,22
4.	France	15,33	31,07	288,49	0,00	39,97	47,11	0,00	0,00	421,98
5.	Italy	46,58	251,67	18,81	33,03	0,00	0,00	0,99	20,62	371,70

## Which MEPs are the bridges to other Member States?

	Germany		Spain		Netherlands	
1.	Tomas Tobé	EPP	Johan Danielsson	S&D	Abir Al-Sahlan	RE
2.	Abir Al-Sahlan	RE	Heléne Fritzon	S&D	Jessica Stegrud	ECR
3.	Sara Skyttedal	EPP	Charlie Weimers	ECR	Charlie Weimers	ECR
4.	Heléne Fritzon	S&D	Jytte Guteland	S&D	Karin Karlsbro	RE
5.	Charlie Weimers	ECR	Malin Björk	GUE/NGL	Johan Danielsson	S&D

## Strongest cross-country cosponsoring relations

	MEP		Partner		Member State
1.	Johan Danielsson	S&D	Marianne Vind	S&D	Denmark
2.	Charlie Weimers	ECR	Emmanouil Fragkos	ECR	Greece
3.	Charlie Weimers	ECR	Bert-Jan Ruissen	ECR	Netherlands
4.	Charlie Weimers	ECR	Hermann Tertsch	ECR	Spain
5.	Abir Al-Sahlan	RE	Sophie in 't Veld	RE	Netherlands

## 6. Disclaimer and copyright regarding the data used in the Report

In this report, Eulytix used data directly from the website of the European Parliament. The disclaimer and copyright information available on the EP's website are as follows:

„The content of this website includes text data and multimedia items such as texts, drawings, graphics, logos, icons, images, audio and video material, photographs, programmes and the technology described, which are protected by the provisions of national and international law applying to intellectual property.

These textual data and multimedia items are the exclusive property either of the European Union represented by the European Parliament and/or of their authors and beneficiaries. The intellectual property right holders waive their right to have their name or any other indication appear on the items which they supply for this website.

As a general rule, the reuse (reproduction or use) of textual data and multimedia items which are the property of the European Union (identified by the words “© European Union, [year(s)] – Source: European Parliament” or “© European Union, [year(s)] – EP”) or of third parties (© External source, [year(s)]), and for which the European Union holds the rights of use, is authorised, for personal use or for further non-commercial or commercial dissemination, provided that the entire item is reproduced and the source is acknowledged.”

Some data or information on the website of the European Parliament may have been created or structured in files or formats that are not error-free. Therefore, Eulytix cannot guarantee that the information in this report are not affected by such problems.

Eulytix cannot guarantee that information from the European Parliament's website or from external sources contained in this report is reliable or up to date, given that the European Parliament can't guarantee that either.

The information published in this report is of a general nature only and has not been designed to meet any individual needs. It therefore does not constitute professional or legal advice (if you need specific advice, we suggest you consult a suitably qualified professional).

Eulytix cannot be held liable for direct or indirect damage which may result from use of this report. Eulytix cannot guarantee that information from the website of the European Parliament or other external sources are reliable or up to date. Eulytix have no control over the content of the website of the European Parliament, therefore bears no responsibility for any errors in this report.

## 7. Bibliography

1. Bakker, R., Hooghe, L., Jolly, S., Marks, G., Polk, J., Rovny, J., Steenbergen, M. and Vachudova, M.A. (2020). 2019 Chapel Hill Expert Survey. Version 2019.1. Available on [chesdata.eu](https://chesdata.eu). Chapel Hill, NC: University of North Carolina, Chapel Hill.
2. Bihari, A. and Pandia, M.K. (2015). Eigenvector centrality and its application in research professionals' relationship network. 2015 International Conference on Futuristic Trends on Computational Analysis and Knowledge Management (ABLAZE). pp. 510-514.
3. Fowler, J. (2006). Connecting the Congress: A Study of Cosponsorship Networks. *Political Analysis*, 14(4), pp. 465-487.
4. Jones, P., Ma, R. and McNally, R. (2019). Bridge Centrality: A Network Approach to Understanding Comorbidity. *Multivariate Behavioral Research*. 56. 1-15.
5. Kemeny, J. (1959). Mathematics without Numbers. *Daedalus*, 88(4), pp. 577-591.
6. Opsahl, T., Agneessens F., and Skvoretz J. (2010). Node Centrality in Weighted Networks: Generalizing Degree and Shortest Paths. *Social Networks*, (32), pp. 245–51.
7. Young, H. P. (1988). Condorcet's Theory of Voting. *The American Political Science Review*, 82(4), pp. 1231–44.