

A graphic with the word "WORLD" in large white letters on a dark background. The letter "O" is replaced by a circular collage of various icons representing global issues like war, poverty, and environment, with a large question mark in the center.

GAME CHANGERS

WORLD SUMMARY: AUGUST 2020

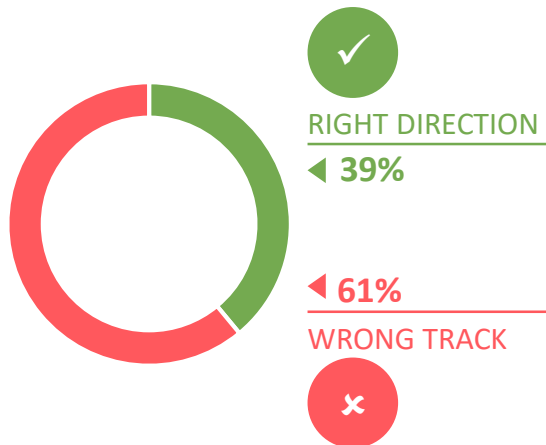
The majority (61%) of people around the world think things in their country are on the wrong track.

Coronavirus (COVID-19) currently occupies the top spot for global concern with 46% saying this.

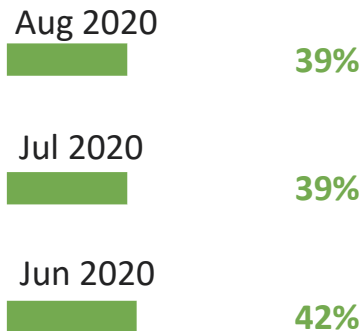
Generally speaking, would you say things in this country are heading in the right direction, or are they off on the wrong track?

RIGHT DIRECTION/ WRONG TRACK

August 2020




RIGHT DIRECTION



Which three of the following topics do you find the most worrying in your country?*

% change compared
with previous month:

Jul 2020



Base: Representative sample of British adults aged 16-74. c.19016 per month

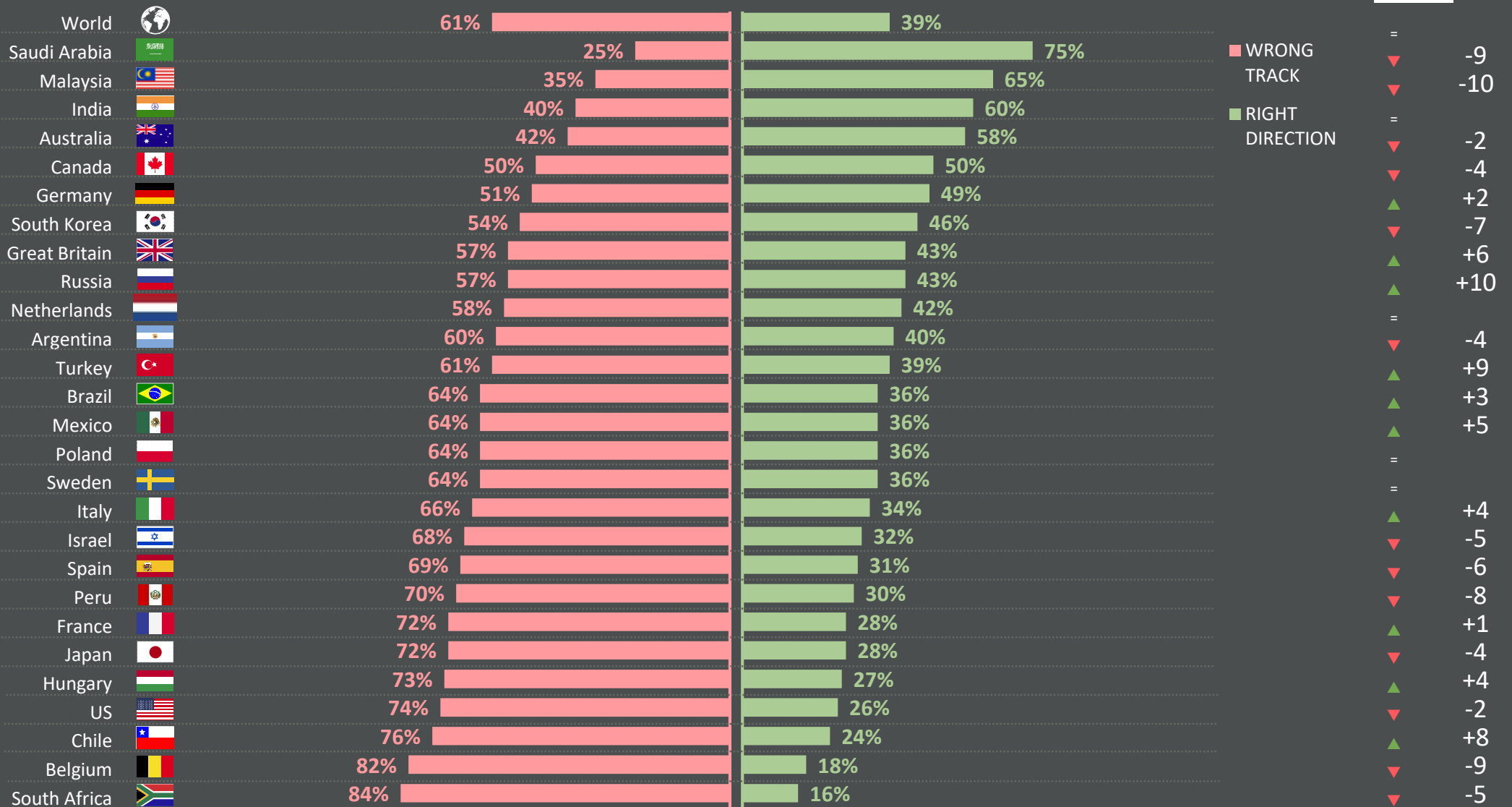
Source: Global Advisor

COUNTRY COMPARISON

RIGHT DIRECTION/WRONG TRACK

% change compared with previous month:

Jul 2020



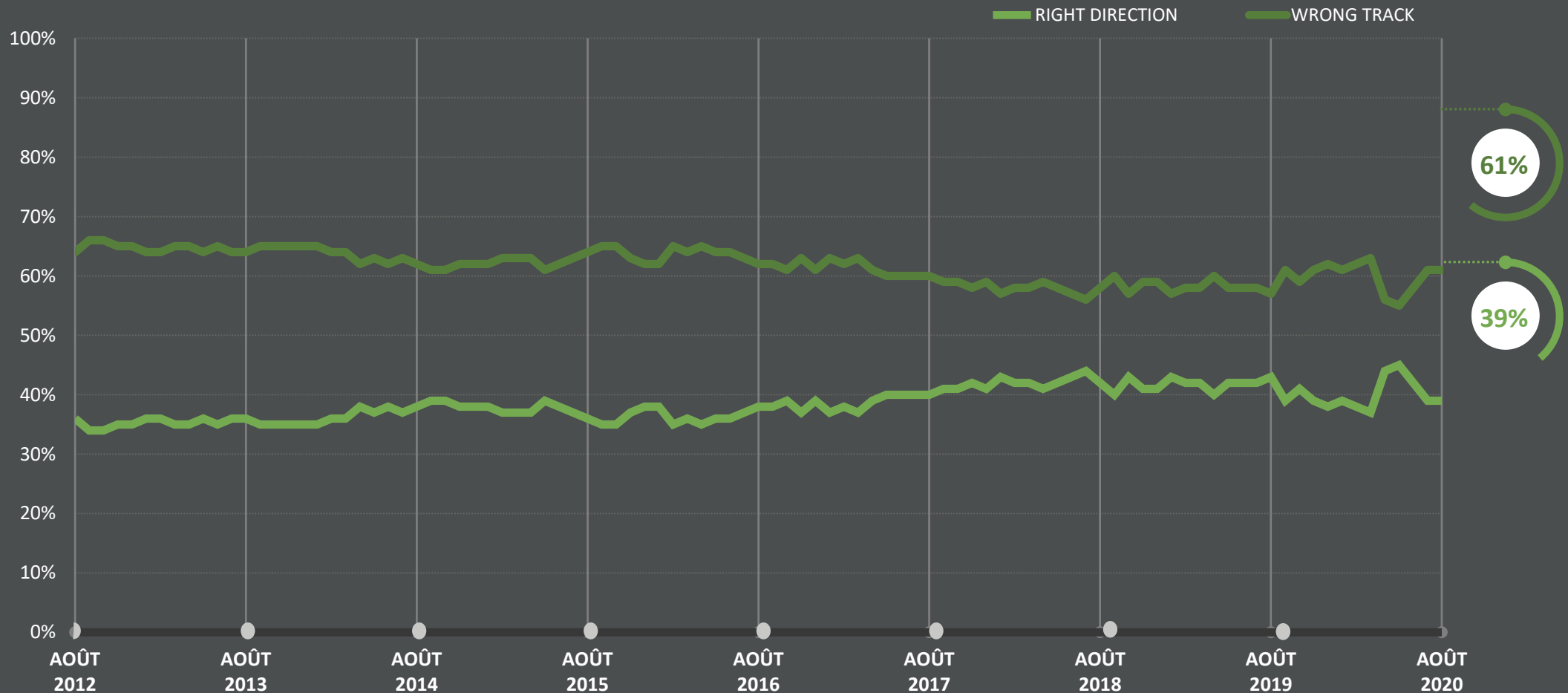
Base: Representative sample of 19,016 adults aged 16-74 in 27 participating countries, July 24th 2020 - August 7th 2020.

Source: Global Advisor

World Worries | August 2020 | © Ipsos 2020

WORLD: RIGHT DIRECTION/ WRONG TRACK

Generally speaking, would you say things in this country are heading in the right direction, or are they off on the wrong track?



Base: Representative sample of British adults aged 16-74. c.19016 per month

Source: Global Advisor

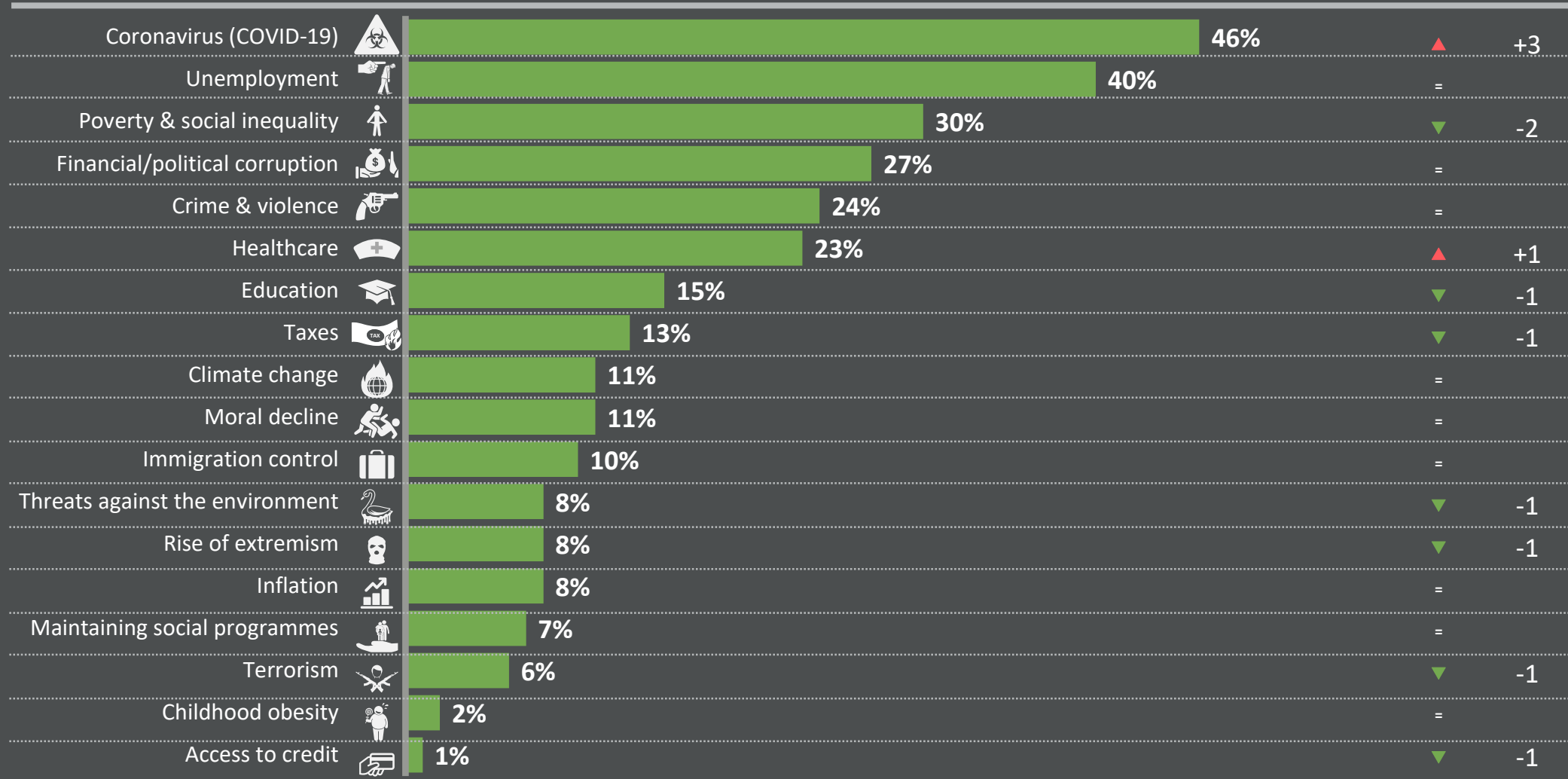
WORLD WORRIES

Which three of the following topics do you find the most worrying in your country?

% change compared with previous month:

Mentioned in August 2020 (%)

Jul 2020



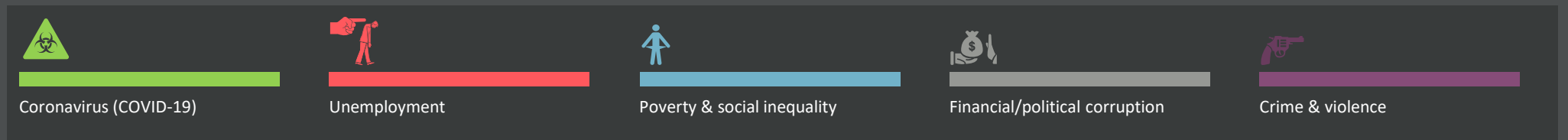
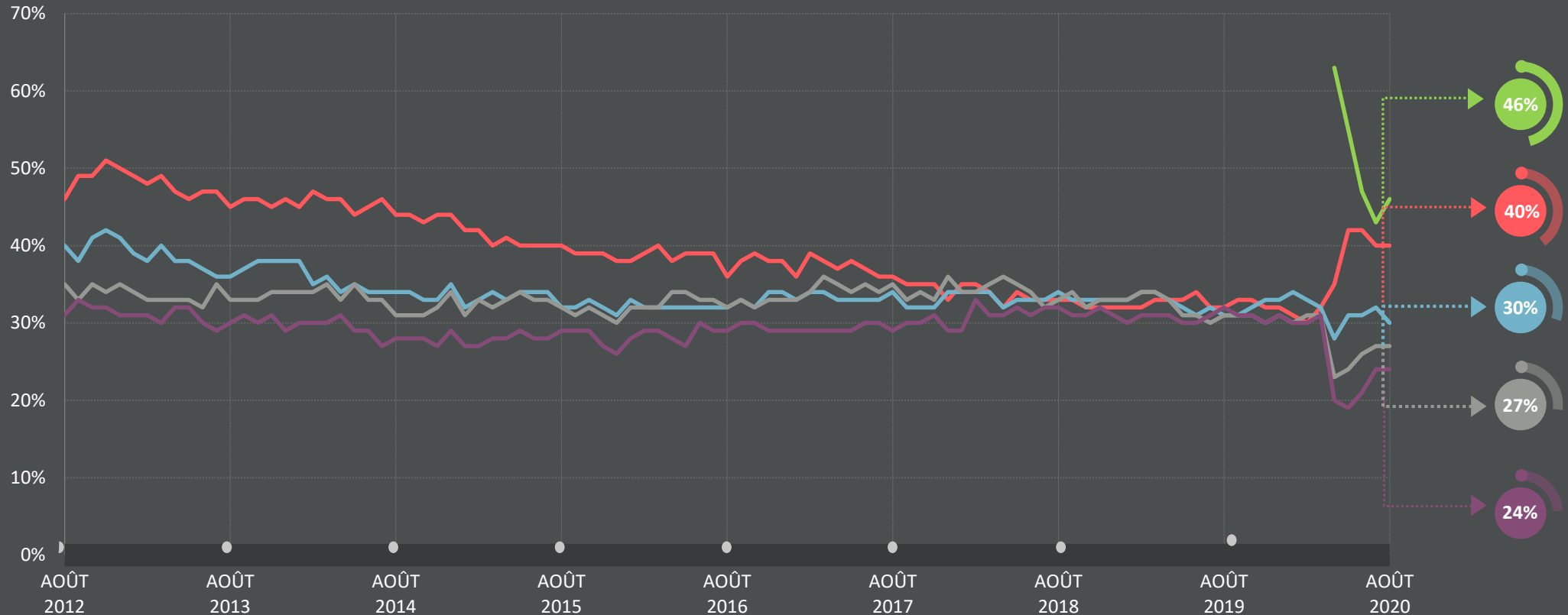
Base: Representative sample of adults aged 16-74. August 2020: 19,016; July 2020: 18,548.

Source: Global Advisor

THE WORLD'S CURRENT TOP 5 WORRIES:

LONG-TERM TRENDS

Which three of the following topics do you find the most worrying in your country?



Base: Representative sample of adults aged 16-64, c.18,000-20,000 per month.

Source: Global Advisor

WORLD WORRIES





























1 | CORONAVIRUS (COVID-19)

Which three of the following topics do you find the most worrying in your country?

% change compared
with previous month:

(%) worried in August 2020 in each country

Jul 2020

WORLD		46%	▲	+3
JAPAN		70%	▲	+11
AUSTRALIA		67%	▲	+19
MALAYSIA		61%	▲	+4
SPAIN		60%	▲	+8
GREAT BRITAIN		58%	▲	+2
PERU		58%	▼	-2
CANADA		56%	▲	+6
INDIA		56%	▼	-5
US		55%	▲	+5
NETHERLANDS		53%	▲	+12
SAUDI ARABIA		52%	▼	-8
BELGIUM		51%	▲	+21
CHILE		50%	▼	-11
ISRAEL		47%	▲	+10
GERMANY		44%	▲	+8
SOUTH KOREA		44%	▼	-12
MEXICO		43%	=	
BRAZIL		42%	▼	-2
FRANCE		41%	▲	+8
POLAND		41%	▲	+10
SOUTH AFRICA		35%	▼	-1
ITALY		34%	▲	+6
SWEDEN		32%	▼	-8
ARGENTINA		31%	▼	-6
TURKEY		29%	▲	+1
HUNGARY		20%	▲	+5
RUSSIA		18%	▼	-4

Base: Representative sample of adults aged 16-74 in 27 participating countries. August 2020: 19,016; July 2020: 18,548.

Source: Global Advisor

WORLD WORRIES





























2 | UNEMPLOYMENT AND JOBS

Which three of the following topics do you find the most worrying in your country?

% change compared
with previous month:

(%) worried in August 2020 in each country

Jul 2020

WORLD		40%	=	
SOUTH AFRICA		63%	▲	+3
ITALY		62%	=	
SPAIN		61%	▲	+2
SOUTH KOREA		57%	▼	-2
INDIA		51%	▲	+1
AUSTRALIA		50%	▲	+3
MEXICO		48%	▼	-3
ISRAEL		47%	▲	+3
CHILE		46%	▼	-6
MALAYSIA		46%	▼	-5
TURKEY		46%	▼	-4
PERU		45%	▲	+4
RUSSIA		42%	▲	+7
ARGENTINA		40%	▼	-4
FRANCE		35%	▼	-4
CANADA		34%	=	
JAPAN		34%	▼	-1
SAUDI ARABIA		34%	=	
GREAT BRITAIN		33%	▲	+2
SWEDEN		33%	▲	+6
BRAZIL		32%	▲	+2
US		29%	=	
BELGIUM		25%	▼	-3
NETHERLANDS		25%	▲	+3
HUNGARY		24%	▼	-1
POLAND		21%	=	
GERMANY		16%	▼	-3

Base: Representative sample of adults aged 16-74 in 27 participating countries. August 2020: 19,016; July 2020: 18,548.

Source: Global Advisor

WORLD WORRIES





























3 | POVERTY & SOCIAL INEQUALITY

Which three of the following topics do you find the most worrying in your country?

% change compared
with previous month:

(%) worried in August 2020 in each country

Jul 2020

WORLD		30%	▼	-2
RUSSIA		57%	▼	-2
CHILE		54%	▼	-2
HUNGARY		46%	▼	-3
GERMANY		38%	▼	-2
ISRAEL		35%	▲	+3
ARGENTINA		34%	▼	-4
BRAZIL		34%	▲	+1
SOUTH AFRICA		34%	=	
BELGIUM		33%	▲	+1
MEXICO		33%	▼	-1
TURKEY		32%	▼	-4
SOUTH KOREA		31%	▲	+2
FRANCE		29%	▼	-5
SPAIN		29%	▼	-1
NETHERLANDS		27%	▼	-4
GREAT BRITAIN		26%	▼	-3
CANADA		25%	▼	-1
INDIA		25%	▼	-1
ITALY		25%	▼	-6
PERU		25%	▼	-7
JAPAN		24%	▼	-2
US		22%	▲	+1
AUSTRALIA		21%	▼	-1
MALAYSIA		21%	▼	-2
SWEDEN		19%	▲	+1
SAUDI ARABIA		18%	▲	+5
POLAND		17%	▼	-12

Base: Representative sample of adults aged 16-74 in 27 participating countries. August 2020: 19,016; July 2020: 18,548.

Source: Global Advisor

WORLD WORRIES





























4 | FINANCIAL/POLITICAL CORRUPTION

Which three of the following topics do you find the most worrying in your country?

% change compared
with previous month:

(%) worried in August 2020 in each country

Jul 2020

WORLD		27%	=	
SOUTH AFRICA		62%	▲	+11
HUNGARY		53%	▼	-1
RUSSIA		52%	▼	-1
MALAYSIA		48%	▲	+9
PERU		45%	▼	-1
ISRAEL		39%	▲	+9
BRAZIL		37%	▼	-1
ARGENTINA		35%	▲	+3
INDIA		30%	▲	+1
SOUTH KOREA		30%	▼	-2
SPAIN		30%	▲	+3
POLAND		29%	▼	-1
CHILE		26%	▲	+1
MEXICO		26%	▲	+3
CANADA		24%	▲	+8
US		24%	▲	+2
ITALY		21%	▼	-4
JAPAN		19%	▼	-8
BELGIUM		17%	▼	-5
SAUDI ARABIA		17%	▲	+1
TURKEY		14%	▼	-11
AUSTRALIA		13%	▼	-4
FRANCE		13%	▼	-2
GREAT BRITAIN		12%	▲	+3
GERMANY		11%	▲	+3
NETHERLANDS		8%	▲	+3
SWEDEN		6%	▼	-1

Base: Representative sample of adults aged 16-74 in 27 participating countries. August 2020: 19,016; July 2020: 18,548.

Source: Global Advisor

WORLD WORRIES





























5 | CRIME & VIOLENCE

Which three of the following topics do you find the most worrying in your country?

% change compared
with previous month:

(%) worried in August 2020 in each country

Jul 2020

WORLD		24%	=	
SWEDEN		56%	▲	+16
MEXICO		53%	▼	-4
ARGENTINA		52%	▲	+11
SOUTH AFRICA		47%	▼	-8
CHILE		40%	▲	+7
PERU		37%	▲	+2
TURKEY		33%	▲	+16
BRAZIL		29%	▲	+2
FRANCE		29%	▲	+7
US		29%	▼	-5
GERMANY		26%	▼	-3
MALAYSIA		23%	▼	-1
GREAT BRITAIN		22%	▼	-2
NETHERLANDS		20%	▲	+2
ISRAEL		19%	▼	-6
AUSTRALIA		18%	▼	-3
INDIA		18%	▲	+5
BELGIUM		16%	▼	-4
ITALY		16%	=	
SOUTH KOREA		14%	▲	+1
CANADA		12%	▼	-3
HUNGARY		12%	▲	+4
SPAIN		9%	▼	-2
RUSSIA		8%	▼	-1
SAUDI ARABIA		8%	▼	-4
JAPAN		6%	▼	-3
POLAND		6%	▼	-3

Base: Representative sample of adults aged 16-74 in 27 participating countries. August 2020: 19,016; July 2020: 18,548.

Source: Global Advisor

WORLD WORRIES





























6 | HEALTHCARE

Which three of the following topics do you find the most worrying in your country?

% change compared
with previous month:

(%) worried in August 2020 in each country

Jul 2020

WORLD		23%	▲	+1
HUNGARY		59%	▲	+3
POLAND		46%	▲	+2
BRAZIL		38%	▼	-6
CANADA		31%	▼	-1
PERU		31%	▲	+7
RUSSIA		31%	▲	+3
SPAIN		29%	=	
GREAT BRITAIN		28%	▲	+6
JAPAN		28%	▲	+11
SWEDEN		28%	▼	-1
INDIA		26%	▲	+1
NETHERLANDS		26%	▼	-8
US		25%	▲	+1
AUSTRALIA		22%	▲	+4
BELGIUM		21%	▲	+2
MEXICO		20%	▲	+8
CHILE		17%	▲	+1
ISRAEL		17%	▼	-3
FRANCE		15%	▼	-1
GERMANY		14%	▲	+5
ITALY		13%	▼	-3
SOUTH AFRICA		13%	=	
ARGENTINA		12%	▲	+1
SAUDI ARABIA		12%	▼	-1
MALAYSIA		11%	▲	+1
SOUTH KOREA		4%	▼	-1
TURKEY		2%	=	

Base: Representative sample of adults aged 16-74 in 27 participating countries. August 2020: 19,016; July 2020: 18,548.

Source: Global Advisor

WORLD WORRIES





























7 | EDUCATION

Which three of the following topics do you find the most worrying in your country?

% change compared
with previous month:

(%) worried in August 2020 in each country

Jul 2020

WORLD		15%	▼	-1
PERU		30%	▼	-2
BRAZIL		27%	▲	+1
HUNGARY		27%	▲	+10
MEXICO		27%	=	
TURKEY		25%	▲	+1
ARGENTINA		24%	▲	+1
CHILE		20%	▲	+2
INDIA		18%	▲	+2
ISRAEL		17%	▼	-5
SOUTH AFRICA		15%	▲	+1
SPAIN		15%	▼	-1
RUSSIA		14%	▼	-3
SAUDI ARABIA		14%	▼	-1
CANADA		13%	▲	+1
NETHERLANDS		13%	▲	+1
US		13%	▲	+4
FRANCE		12%	▲	+2
GERMANY		11%	=	
MALAYSIA		11%	▼	-1
BELGIUM		10%	=	
JAPAN		10%	=	
POLAND		10%	▼	-4
AUSTRALIA		9%	▼	-2
GREAT BRITAIN		9%	▼	-3
ITALY		9%	▼	-3
SOUTH KOREA		7%	▼	-2
SWEDEN		7%	▼	-1

Base: Representative sample of adults aged 16-74 in 27 participating countries. August 2020: 19,016; July 2020: 18,548.





























Source: Global Advisor

Which three of the following topics do you find the most worrying in your country?

% change compared
with previous month:

(%) worried in August 2020 in each country

Jul 2020

WORLD		13%	▼	-1
SAUDI ARABIA		42%	▲	+9
BELGIUM		29%	=	
ITALY		29%	▼	-4
TURKEY		23%	=	
CANADA		21%	=	
POLAND		20%	▼	-4
SOUTH KOREA		20%	▲	+1
NETHERLANDS		17%	▲	+4
FRANCE		16%	▼	-4
JAPAN		15%	▼	-3
RUSSIA		14%	▼	-1
BRAZIL		12%	=	
SWEDEN		12%	▲	+2
ARGENTINA		11%	▼	-3
ISRAEL		11%	▼	-2
MEXICO		11%	▲	+2
SPAIN		10%	▼	-1
INDIA		8%	▲	+2
AUSTRALIA		7%	▼	-1
US		7%	▼	-1
GERMANY		6%	▼	-2
GREAT BRITAIN		6%	=	
MALAYSIA		5%	=	
CHILE		3%	=	
SOUTH AFRICA		3%	▼	-1
HUNGARY		2%	▼	-3
PERU		2%	=	

Base: Representative sample of adults aged 16-74 in 27 participating countries. August 2020: 19,016; July 2020: 18,548.

Source: Global Advisor

WORLD WORRIES





























9 | CLIMATE CHANGE

Which three of the following topics do you find the most worrying in your country?

% change compared
with previous month:

(%) worried in August 2020 in each country

Jul 2020

WORLD		11%	=	
GERMANY		25%	▲	+1
CANADA		24%	▲	+2
NETHERLANDS		23%	▼	-2
AUSTRALIA		21%	▼	-4
FRANCE		21%	▼	-1
JAPAN		21%	▲	+4
GREAT BRITAIN		18%	▲	+1
POLAND		17%	▼	-3
BELGIUM		16%	▼	-1
SOUTH KOREA		16%	▲	+9
SWEDEN		15%	▼	-5
ITALY		11%	▲	+2
US		11%	▼	-1
HUNGARY		9%	▼	-1
INDIA		9%	▲	+1
SAUDI ARABIA		9%	▼	-1
SPAIN		9%	▼	-3
TURKEY		7%	=	
CHILE		4%	=	
MEXICO		3%	=	
RUSSIA		3%	▼	-1
SOUTH AFRICA		3%	▲	+1
ARGENTINA		2%	▲	+1
BRAZIL		2%	=	
MALAYSIA		2%	▼	-1
PERU		2%	=	
ISRAEL		1%	▼	-1

Base: Representative sample of adults aged 16-74 in 27 participating countries. August 2020: 19,016; July 2020: 18,548.

Source: Global Advisor

WORLD WORRIES





























10 | MORAL DECLINE

Which three of the following topics do you find the most worrying in your country?

% change compared
with previous month:

(%) worried in August 2020 in each country

Jul 2020

WORLD		11%	=	
US		22%	=	
POLAND		17%	▲	+2
JAPAN		16%	▼	-2
MALAYSIA		16%	▲	+3
FRANCE		15%	▲	+1
GERMANY		14%	▼	-5
NETHERLANDS		14%	▼	-6
SOUTH KOREA		14%	▲	+1
GREAT BRITAIN		12%	▼	-1
HUNGARY		12%	▼	-2
ISRAEL		12%	▼	-2
RUSSIA		11%	▼	-1
SAUDI ARABIA		11%	▼	-4
BELGIUM		10%	▼	-5
AUSTRALIA		9%	▼	-2
CANADA		9%	▼	-1
ITALY		9%	=	
TURKEY		9%	=	
BRAZIL		8%	▲	+2
INDIA		8%	▲	+3
ARGENTINA		7%	=	
PERU		7%	▲	+2
CHILE		6%	▲	+3
SWEDEN		6%	▼	-4
MEXICO		5%	▼	-2
SOUTH AFRICA		5%	=	
SPAIN		4%	=	

Base: Representative sample of adults aged 16-74 in 27 participating countries. August 2020: 19,016; July 2020: 18,548.

Source: Global Advisor

WORLD WORRIES





























11 | IMMIGRATION CONTROL

Which three of the following topics do you find the most worrying in your country?

% change compared with previous month:

(%) worried in August 2020 in each country

Jul 2020

WORLD		10%	=	
ITALY		31%	▲	+10
GERMANY		26%	▲	+1
SWEDEN		24%	▲	+1
BELGIUM		23%	▲	+4
GREAT BRITAIN		19%	▲	+3
FRANCE		18%	▲	+4
NETHERLANDS		16%	▲	+3
AUSTRALIA		15%	▲	+1
SPAIN		13%	▲	+1
CANADA		12%	▼	-3
US		12%	▼	-2
MALAYSIA		11%	▼	-3
TURKEY		10%	=	
SOUTH AFRICA		7%	=	
CHILE		6%	▼	-1
HUNGARY		6%	▲	+1
ISRAEL		5%	▼	-2
JAPAN		5%	▲	+1
RUSSIA		4%	▼	-2
ARGENTINA		3%	=	
POLAND		3%	▲	+1
PERU		3%	▼	-3
SAUDI ARABIA		3%	▲	+1
INDIA		2%	▼	-2
MEXICO		2%	=	
BRAZIL		1%	=	
SOUTH KOREA		1%	=	

Base: Representative sample of adults aged 16-74 in 27 participating countries. August 2020: 19,016; July 2020: 18,548.

Source: Global Advisor

WORLD WORRIES





























12 | THREATS AGAINST THE ENVIRONMENT

Which three of the following topics do you find the most worrying in your country?

% change compared
with previous month:

(%) worried in August 2020 in each country

Jul 2020

WORLD		8%	▼	-1
FRANCE		16%	▼	-2
POLAND		16%	=	
GERMANY		14%	▼	-6
SOUTH KOREA		13%	▲	+3
AUSTRALIA		12%	▼	-1
NETHERLANDS		12%	▼	-4
BELGIUM		11%	▼	-1
CANADA		11%	▼	-1
SWEDEN		11%	▼	-3
BRAZIL		9%	▲	+2
GREAT BRITAIN		9%	▼	-1
RUSSIA		9%	▲	+1
INDIA		8%	▼	-3
ITALY		8%	▲	+2
MEXICO		7%	▼	-2
JAPAN		6%	▼	-2
MALAYSIA		6%	▲	+1
US		6%	=	
PERU		5%	▲	+1
SPAIN		5%	▲	+1
CHILE		4%	▼	-1
ISRAEL		4%	=	
SAUDI ARABIA		4%	▼	-2
ARGENTINA		3%	=	
HUNGARY		2%	▼	-5
SOUTH AFRICA		2%	▲	+1
TURKEY		2%	=	

Base: Representative sample of adults aged 16-74 in 27 participating countries. August 2020: 19,016; July 2020: 18,548.

Source: Global Advisor





























WORLD WORRIES

13 | RISE OF EXTREMISM

Which three of the following topics do you find the most worrying in your country?

% change compared
with previous month:

(%) worried in August 2020 in each country

			Jul 2020	
WORLD		8%	▼	-1
US		21%	▼	-2
GERMANY		20%	=	
GREAT BRITAIN		16%	▼	-1
BELGIUM		14%	▼	-2
NETHERLANDS		14%	▼	-7
SWEDEN		14%	=	
POLAND		13%	▲	+4
FRANCE		11%	▼	-1
MALAYSIA		11%	▼	-1
AUSTRALIA		10%	▼	-1
SPAIN		9%	▼	-4
ISRAEL		8%	▼	-1
SOUTH KOREA		8%	▲	+2
TURKEY		7%	▼	-2
BRAZIL		6%	▼	-3
CANADA		6%	▼	-1
CHILE		6%	▲	+2
INDIA		6%	▲	+1
ITALY		6%	=	
HUNGARY		5%	=	
SAUDI ARABIA		5%	▲	+1
JAPAN		3%	▲	+1
MEXICO		2%	=	
SOUTH AFRICA		2%	=	
ARGENTINA		1%	▼	-1
PERU		*	▼	-1
RUSSIA		*	▼	-1

Base: Representative sample of adults aged 16-74 in 27 participating countries. August 2020: 19,016; July 2020: 18,548.

Source: Global Advisor

WORLD WORRIES





























14 | INFLATION

Which three of the following topics do you find the most worrying in your country?

% change compared
with previous month:

(%) worried in August 2020 in each country

Jul 2020

WORLD		8%	=	
ARGENTINA		34%	▼	-2
TURKEY		22%	▼	-5
RUSSIA		21%	▲	+4
POLAND		13%	▼	-2
HUNGARY		11%	▼	-4
MALAYSIA		10%	▼	-1
MEXICO		10%	▲	+1
CANADA		9%	▲	+1
INDIA		8%	=	
BRAZIL		7%	▲	+2
GERMANY		7%	=	
SOUTH KOREA		7%	▲	+1
SAUDI ARABIA		6%	▼	-2
AUSTRALIA		5%	▼	-2
CHILE		5%	=	
FRANCE		5%	▲	+1
BELGIUM		4%	▼	-2
ITALY		4%	=	
JAPAN		4%	=	
SOUTH AFRICA		4%	▼	-1
GREAT BRITAIN		3%	▼	-2
PERU		3%	▼	-1
SPAIN		3%	▲	+1
SWEDEN		3%	▲	+2
US		3%	=	
ISRAEL		2%	▼	-1
NETHERLANDS		2%	=	

Base: Representative sample of adults aged 16-74 in 27 participating countries. August 2020: 19,016; July 2020: 18,548.

Source: Global Advisor

WORLD WORRIES




















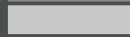















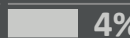



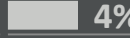













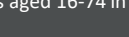


15 | MAINTAINING SOCIAL PROGRAMMES

Which three of the following topics do you find the most worrying in your country?

% change compared with previous month:

(%) worried in August 2020 in each country

Jul 2020

WORLD			7%	=	
SOUTH KOREA			18%	▲	+1
SWEDEN			18%	▼	-1
JAPAN			17%	▼	-3
POLAND			11%	▲	+3
GREAT BRITAIN			10%	▲	+1
AUSTRALIA			9%	▲	+1
ISRAEL			7%	=	
ITALY			7%	=	
NETHERLANDS			7%	▼	-2
SPAIN			7%	=	
CANADA			6%	▼	-1
HUNGARY			6%	▼	-1
TURKEY			6%	▲	+6
ARGENTINA			5%	▲	+1
BELGIUM			5%	▼	-3
CHILE			5%	▲	+2
RUSSIA			5%	▼	-4
SAUDI ARABIA			5%	▲	+1
FRANCE			4%	▼	-1
GERMANY			4%	=	
US			4%	▲	+1
BRAZIL			3%	▲	+1
INDIA			3%	=	
MALAYSIA			3%	▼	-1
SOUTH AFRICA			3%	=	
MEXICO			2%	▼	-3
PERU			1%	▼	-1

Base: Representative sample of adults aged 16-74 in 27 participating countries. August 2020: 19,016; July 2020: 18,548.

Source: Global Advisor

WORLD WORRIES





























16 | TERRORISM

Which three of the following topics do you find the most worrying in your country?

% change compared
with previous month:

(%) worried in August 2020 in each country

Jul 2020

WORLD		6%	▼	-1
TURKEY		23%	=	
ISRAEL		21%	=	
SAUDI ARABIA		15%	▼	-3
FRANCE		11%	▲	+1
GERMANY		11%	▲	+1
GREAT BRITAIN		11%	▼	-4
INDIA		10%	▼	-7
SWEDEN		8%	▲	+1
US		8%	▼	-2
BELGIUM		7%	▼	-2
NETHERLANDS		7%	=	
CHILE		5%	▲	+3
MALAYSIA		5%	▼	-1
POLAND		4%	▲	+1
AUSTRALIA		3%	▼	-4
ITALY		3%	=	
RUSSIA		3%	▲	+1
BRAZIL		2%	=	
CANADA		2%	=	
JAPAN		2%	=	
PERU		2%	▲	+1
SPAIN		2%	▼	-1
HUNGARY		1%	▲	+1
MEXICO		1%	▼	-1
SOUTH AFRICA		1%	▼	-1
SOUTH KOREA		1%	=	
ARGENTINA		*	=	

Base: Representative sample of adults aged 16-74 in 27 participating countries. August 2020: 19,016; July 2020: 18,548.

Source: Global Advisor

WORLD WORRIES























































17 | CHILDHOOD OBESITY

Which three of the following topics do you find the most worrying in your country?

% change compared
with previous month:

(%) worried in August 2020 in each country

Jul 2020

WORLD		 2%	=	
SAUDI ARABIA		 10%	▲	+1
POLAND		 7%	▲	+2
MEXICO		 5%	▲	+1
NETHERLANDS		 4%	=	
AUSTRALIA		 3%	=	
GREAT BRITAIN		 3%	=	
SWEDEN		 3%	=	
BELGIUM		 2%	▲	+1
BRAZIL		 2%	▲	+1
CANADA		 2%	▲	+1
GERMANY		 2%	▼	-1
HUNGARY		 2%	=	
INDIA		 2%	▼	-1
ISRAEL		 2%	=	
MALAYSIA		 2%	▼	-1
US		 2%	▲	+1
CHILE		 1%	▲	+1
FRANCE		 1%	=	
ITALY		 1%	=	
PERU		 1%	▲	+1
RUSSIA		 1%	▲	+1
SOUTH AFRICA		 1%	▲	+1
SOUTH KOREA		 1%	=	
SPAIN		 1%	▲	+1
TURKEY		 1%	▲	+1
ARGENTINA		*	▼	-1
JAPAN		*	▼	-1

Base: Representative sample of adults aged 16-74 in 27 participating countries. August 2020: 19,016; July 2020: 18,548.

Source: Global Advisor





























WORLD WORRIES

18 | ACCESS TO CREDIT

Which three of the following topics do you find the most worrying in your country?

% change compared
with previous month:

(%) worried in August 2020 in each country

				Jul 2020	
WORLD		1%		▼	-1
SAUDI ARABIA		4%		▲	+1
ITALY		3%		▲	+1
MALAYSIA		3%		=	
BELGIUM		2%		=	
FRANCE		2%		▲	+1
INDIA		2%		▲	+1
POLAND		2%		=	
PERU		2%		▲	+1
RUSSIA		2%		▼	-1
SOUTH KOREA		2%		=	
ARGENTINA		1%		=	
AUSTRALIA		1%		▼	-1
BRAZIL		1%		=	
CANADA		1%		▼	-1
CHILE		1%		=	
GERMANY		1%		=	
GREAT BRITAIN		1%		=	
HUNGARY		1%		▼	-4
JAPAN		1%		=	
NETHERLANDS		1%		=	
SOUTH AFRICA		1%		▼	-1
SPAIN		1%		=	
SWEDEN		1%		=	
TURKEY		1%		▲	+1
US		1%		=	
ISRAEL		*		▼	-2
MEXICO		*		▼	-2

Base: Representative sample of adults aged 16-74 in 27 participating countries. August 2020: 19,016; July 2020: 18,548.

Source: Global Advisor



METHODOLOGY

METHODOLOGY

The survey is conducted monthly in 27 countries around the world via the Ipsos Online Panel. The countries included are Argentina, Australia, Belgium, Brazil, Canada, Chile, France, Great Britain, Germany, Hungary, India, Israel, Italy, Japan, Malaysia, Mexico, Netherlands, Peru, Poland, Russia, Saudi Arabia, South Africa, South Korea, Spain, Sweden, Turkey and the United States of America.

For the results of the survey presented herein, an international sample of 19,016 adults aged 18-74 in the US, South Africa, Turkey, Israel and Canada, and age 16-74 in all other countries, were interviewed between July 24th 2020 and August 7th 2020. Approximately 1000+ individuals participated on a country by country basis via the Ipsos Online Panel.

The precision of Ipsos online polls are calculated using a credibility interval with a poll of 1,000 accurate to +/- 3.1 percentage points and of 500 accurate to +/- 4.5 percentage points. For more information on the Ipsos use of credibility intervals, please visit the Ipsos website.

Weighting has been employed to balance demographics and ensure that the sample's composition reflects that of the adult population according to the most recent country census data.

A survey with an unweighted probability sample of this size would have an estimated margin of error of +/- 3.1 percentage points for a sample of 1,000 and an estimated margin of error of +/- 4.5 percentage points for a 500 sample 19 times out of 20.

In 17 of the 27 countries surveyed internet penetration is sufficiently high to think of the samples as representative of the wider population within the age ranges covered: Argentina, Australia, Belgium, Canada, France, Germany, Hungary, Israel, Italy, Japan, Netherlands, Poland, South Korea, Spain, Sweden, Great Britain and United States.

Brazil, Chile, India, Malaysia, Mexico, Russia, Peru, Saudi Arabia, South Africa and Turkey have lower levels of internet penetration and so these samples should not be considered nationally representative, and instead be considered to represent a more affluent, connected population. These are still a vital social group to understand in these countries, representing an important and emerging middle class.



APPENDIX

FOR MORE INFORMATION

Simon Atkinson

Chief Knowledge Officer

✉ simon.atkinson@ipsos.com

Gideon Skinner

Research Director

✉ gideon.skinner@ipsos.com

Teodros Gebrekal

Researcher

✉ teodros.gebrekal@ipsos.com