

## CFA Romania Macroeconomic Confidence Index, February 2019

Confidence<sup>1</sup>: 34.4 (+10.6 MoM; -12.3 YoY)

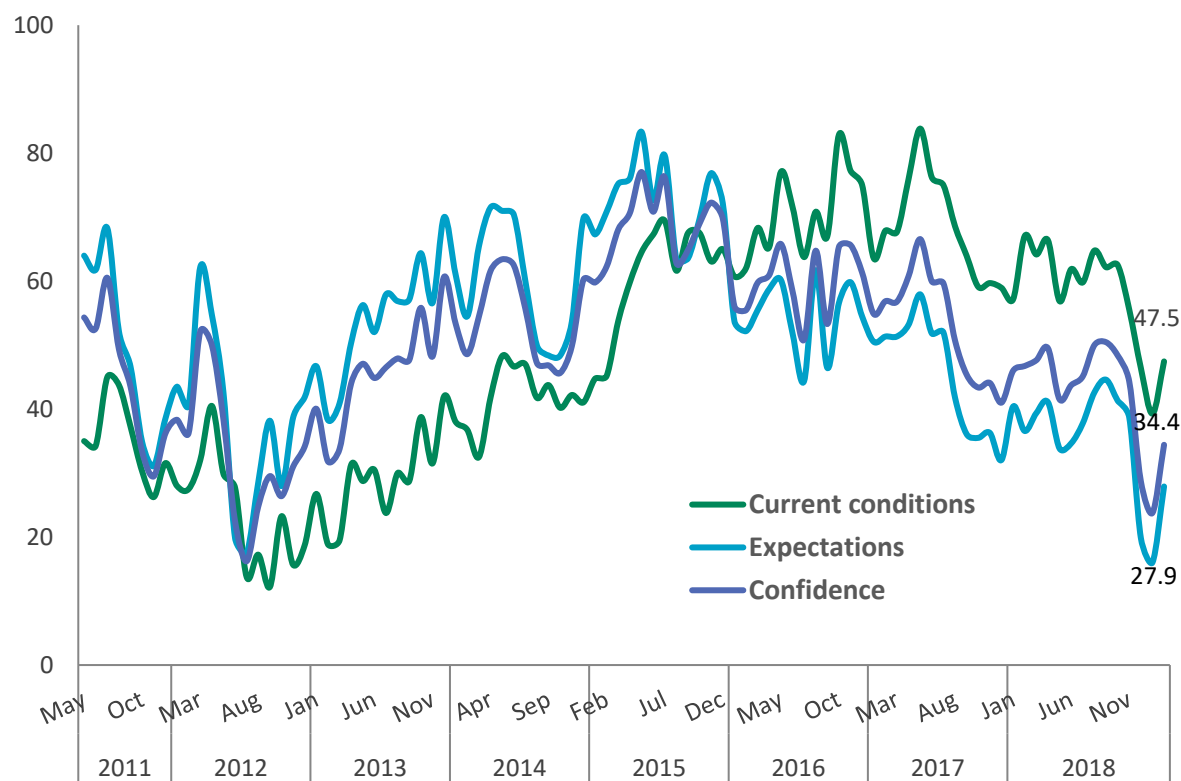
January: 23.8; December: 28.7; November: 44.3; October: 48.4; September: 50.5; August: 50.0

Current conditions: 47.5 (+8.2 MoM; -19.6 YoY)

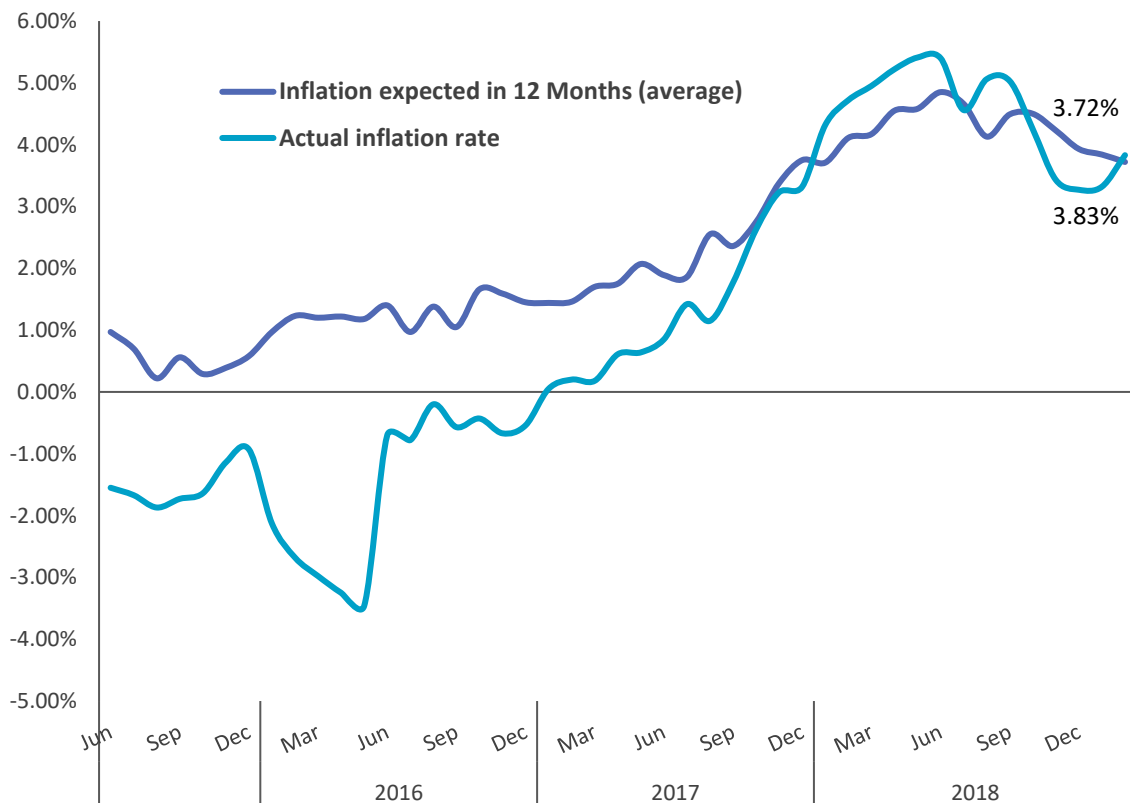
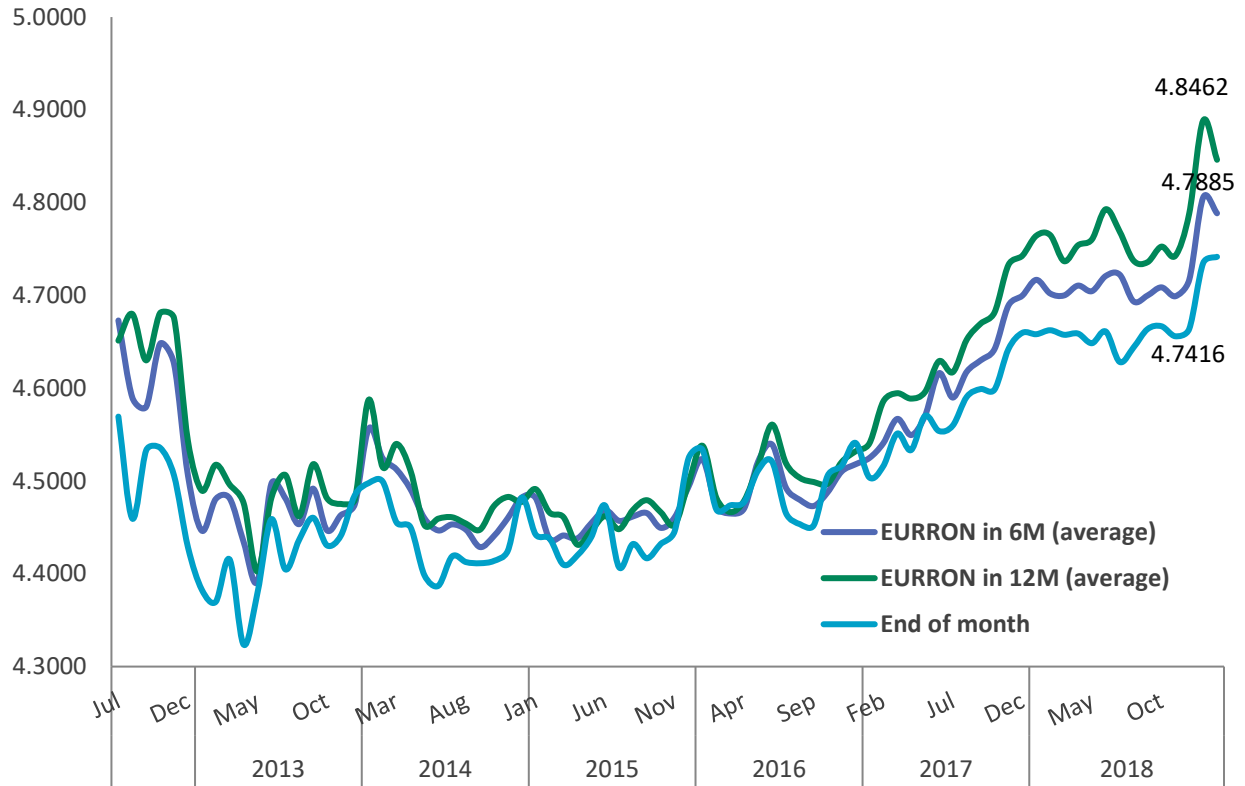
January: 39.3; December: 46.4; November: 55.6; October: 62.5; September: 62.2; August: 64.8

Expectations: 27.9 (+11.9 MoM; -8.7 YoY)

January: 16.0; December: 19.9; November: 38.7; October: 41.3; September: 44.6; August: 42.6



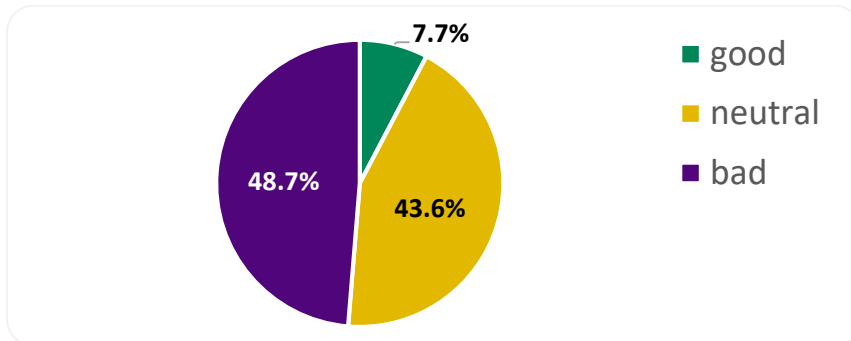
<sup>1</sup> 100 – full confidence, 0 – no confidence, 50 - neutral



## 1. How do you consider current business conditions in Romania?

Balance<sup>2</sup>: -41%

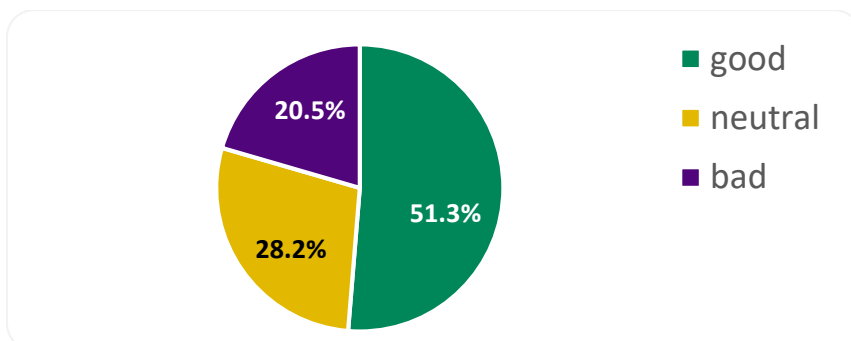
January: -65%; December: -41%; November: -6%; October: 14%; September: 14%; August: 11%



## 2. How do you consider the current employment situation in Romania?

Balance: 31%

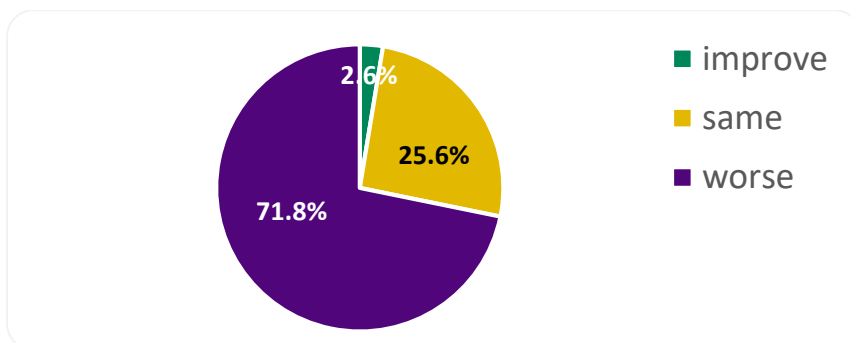
January: 23%; December: 26%; November: 28%; October: 36%; September: 35%; August: 48%



## 3. What are your expectations for business conditions in Romania in the next 12 months?

Balance: -69%

January: -84%; December: -86%; November: -50%; October: -47%; September: -46%; August: -55%

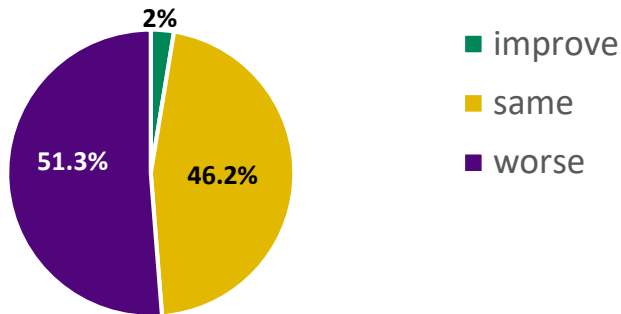


<sup>2</sup> Difference between “Good” percentage points and “Bad” percentage points

#### 4. What are your expectations for employment situation in Romania in the next 12 months?

Balance: -49%

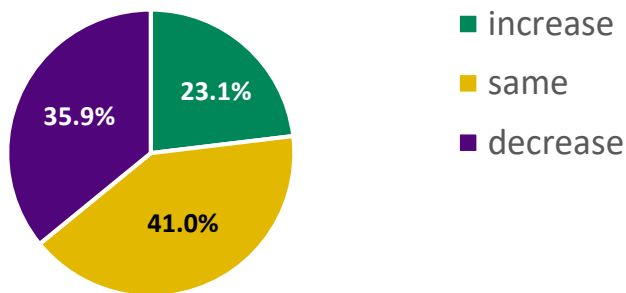
January: -72%; December: -50%; November: -37%; October: -14%; September: -22%; August: -25%



#### 5. What are your expectation for personal income in Romanian economy in the next 12 months?

Balance: -13%

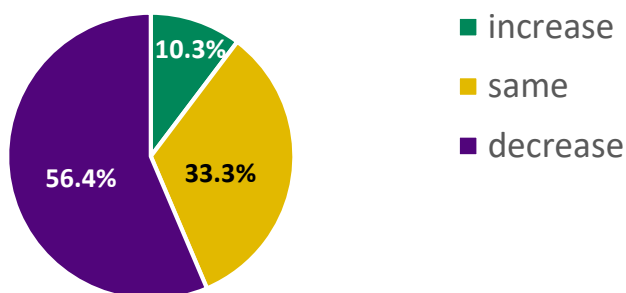
January: -33%; December: -29%; November: 6%; October: 60%; September: 16%; August: 14%



#### 6. What are your expectation for personal wealth (stock market, real estate etc.) in Romanian economy in the next 12 months?

Balance: -46%

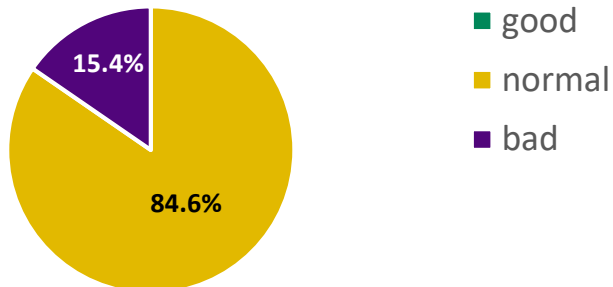
January: -84%; December: -76%; November: -17%; October: -14%; September: 8%; August: 7%



## 7. How do you estimate global macroeconomic conditions in the next 12 months?

Balance: -15%

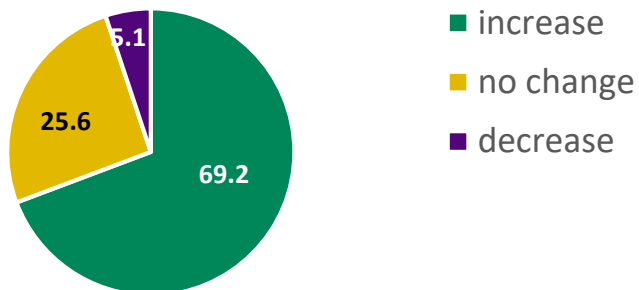
January: -51%; December: -45%; November: -19%; October: -14%; September: -8%; August: 14%



## 8. How do you estimate the annual inflation rate in Romania in the next 12 months?

Balance: 64%

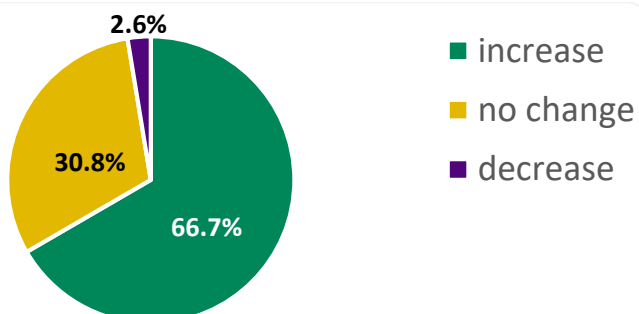
January: 63%; December: 40%; November: 25%; October: 22%; September: 16%; August: 5%



## 9. How do you estimate RON short-term interest rates (3-Month-Interbank rate) in the next 12 months?

Balance: 64%

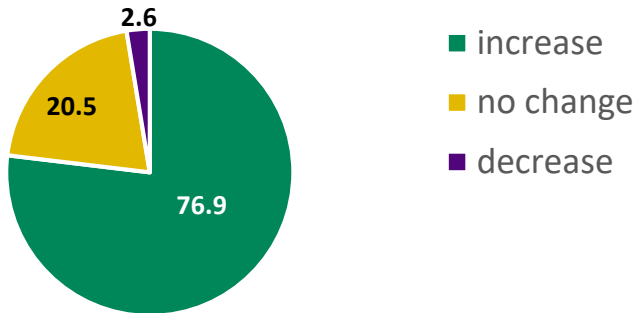
January: 81%; December: 43%; November: 56%; October: 72%; September: 70%; August: 66%



## 10. How do you estimate RON medium-term interest rates (yields on 5-Year bonds) in the next 12 months?

Balance: 74%

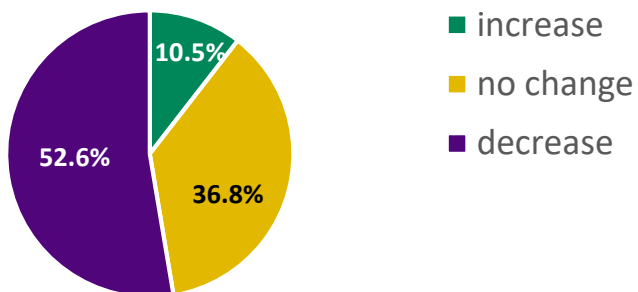
January: 86%; December: 81%; November: 64%; October: 56%; September: 62%; August: 64%



## 11. How do you estimate BET stock market index in Romania in the next 12 months?

Balance: -42%

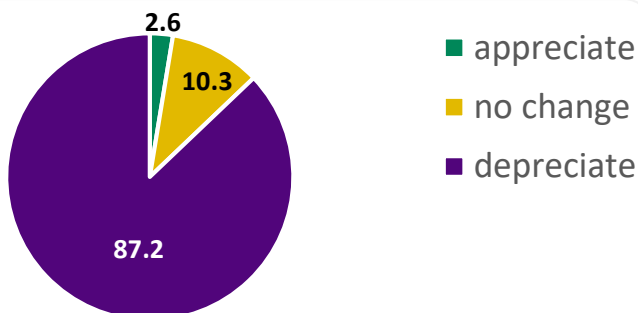
January: -71%; December: -60%; November: -22%; October: 8%; September: 22%; August: 18%



## 12. How do you estimate RON compared with EURO in the next 12 months?

Balance: -85%

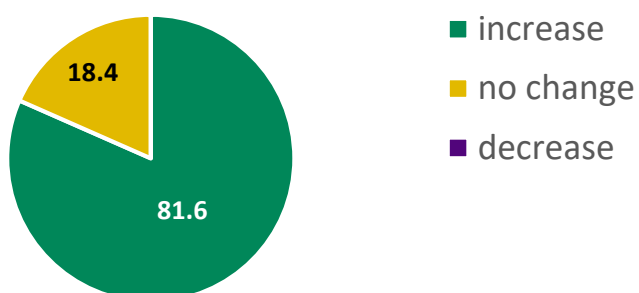
January: -86%; December: -88%; November: -81%; October: -78%; September: -70%; August: -73%



### 13. How do you estimate the evolution of the Romanian country risk premium (measured by 5Y USD CDS) in the next 12 months?

Balance: 82%

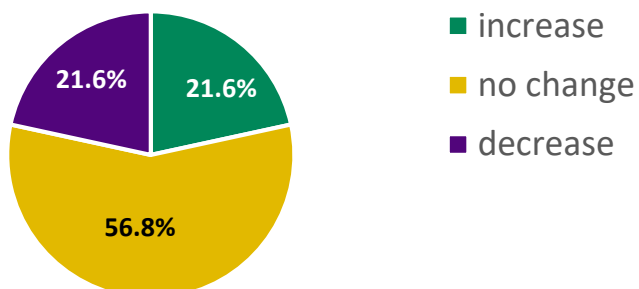
January: 88%; December: 83%; November: 78%; October: 74%; September: 73%; August: 77%



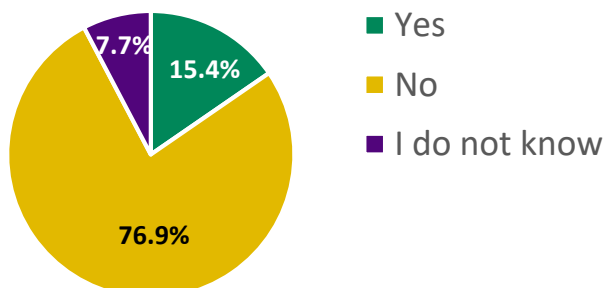
### 14. How do you estimate Brent spot oil price in the next 12 months?

Balance: 0%

January: 11%; December: 25%; November: 20%; October: 23%; September: 33%; August: 28%



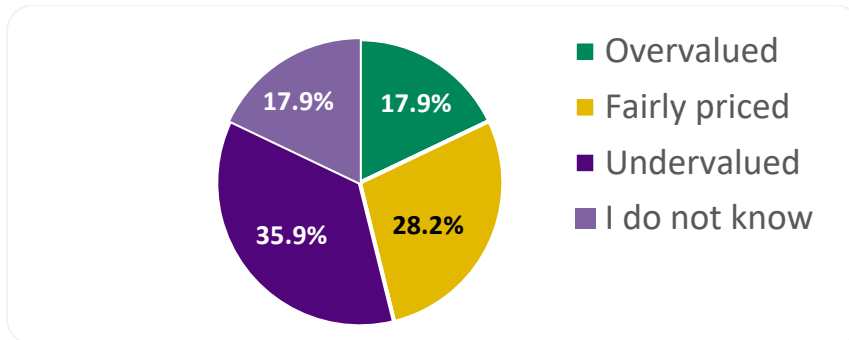
### 15. Do you expect at least one country to leave Eurozone in the next 12 months?



### 16. Do you consider equities listed on the Bucharest Stock Exchange to be?

Balance<sup>3</sup>: -18%

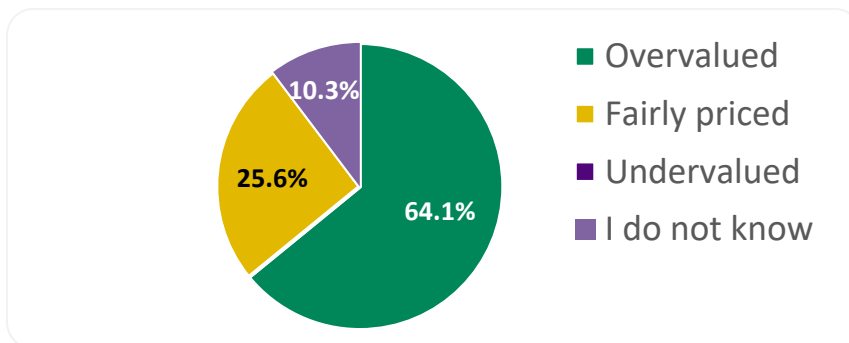
January: -14%; December: -3%; November: 0%; October: -8%; September: -14%; August: -18%



### 17. Do you consider Romanian real estate in the main cities to be:

Balance<sup>4</sup>: 64%

January: 63%; December: 56%; November: 53%; October: 47%; September: 49%; August: 57%



### 18. What is your EURRON exchange rate expectation in 6 months?

Average	4.7885
Median	4.8000
Min	4.6500
Max	4.9000

<sup>3</sup> Difference between 'overvalued' and 'undervalued'. Positive values mean overvaluation, while negative values mean undervaluation.

<sup>4</sup> Difference between 'overvalued' and 'undervalued'. Positive values mean overvaluation, while negative values mean undervaluation.



**19. What is your EURRON exchange rate expectation in 12 months?**

Average	4.8462
Median	4.8500
Min	4.6000
Max	5.2500

**20. What is your annual inflation expectation in 12 months (Jan. 2020/Jan. 2019)?**

Average	3.84%
Median	3.50%
Min	2.20%
Max	5.00%
Standard deviation	0.50%

**21. What is your ROBOR 3M interest rate expectation in 12 months?**

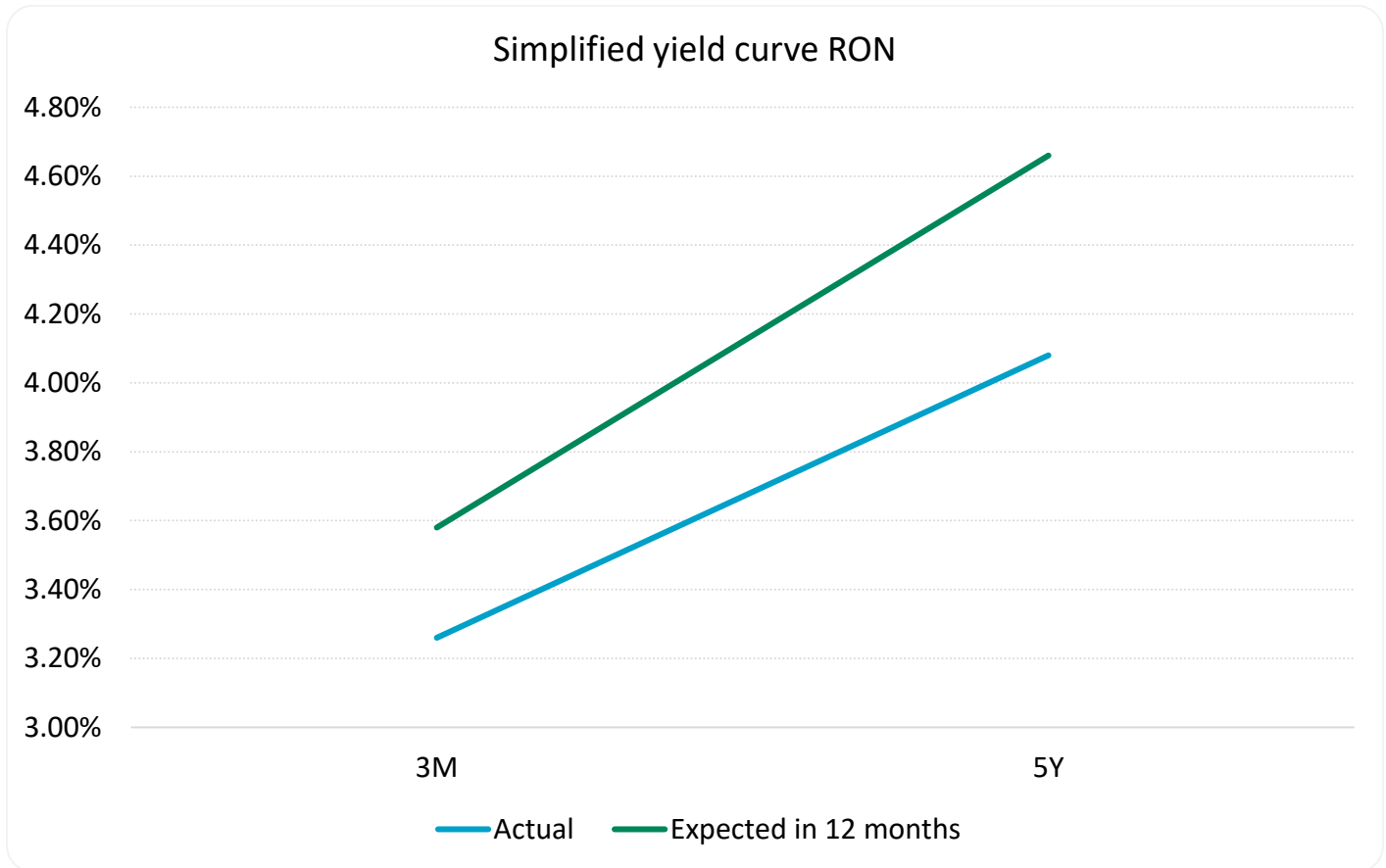
Average	3.58%
Median	3.50%
Min	2.98%
Max	5.00%
Standard deviation	0.37%

**22. What is your expectation for 5Y Romanian sovereign bond RON yields in 12 months?**

Average	4.66%
Median	4.50%
Min	3.50%
Max	6.00%
Standard deviation	0.49%

**23. What is your expectation for Romanian country risk premium, measured as 5Y USD CDS (bps)?**

Average	127
Median	120
Min	100
Max	300
Standard deviation	33



#### Terms and conditions

None of the information presented in this material should be considered as an invitation or recommendation to purchase or dispose of any product, or to engage in any other transaction or investment advice, in the legal field or in any other domain. The information contained in this material is provided for informational purposes only. The information presented is very general and may not be relevant in individual cases. CFA Romania does not warrant the accuracy and complexity of the information presented in this material.